



ST. XAVIER'S COLLEGE OF EDUCATION (AUTONOMOUS)

[Re-accredited (3rd Cycle) at 'A' Grade by NAAC with CGPA: 3.67]

PALAYAMKOTTAI – 627 002, TAMIL NADU, INDIA

CURRICULUM FEEDBACK FROM STUDENTS

Academic Year: 2015-16

- 51.7 % of students felt good regarding the depth of the course content including project work if any.
- 44.8 % of students felt good regarding the extent of coverage of course.
- 46.6 % of students felt good regarding the applicability/relevance to real life situations.
- 46.6 % of students felt good regarding the learning value (in terms of knowledge, concepts, manual skills, analytical abilities and broadening perspectives).
- 51.7 % of students felt good regarding the clarity and relevance of textual reading material.
- 36.2 % of students felt good regarding the relevance of additional source material (Library).
- 32.8 % of students felt satisfied regarding the syllabus of each course.
- 63.8 % of students felt good regarding the understanding of the course.
- 60.3 % of students felt very good regarding the syllabus covered in the class.
- 62.1 % of students felt good regarding the opinion about the library material and facilities needed for the course.
- 48.3 % of students felt good regarding the prescribed material they had received.
- 53.4 % of students felt good regarding the teacher preparation for the class.
- 51.7 % of students felt good regarding the communication of the teacher.
- 43.1 % of students felt good regarding the teacher encouragement for the student participation in the class.
- 58.6 % of students felt good regarding the methodology used.
- 50.0 % of students felt very good regarding the advice of the teacher.
- 46.6 % of students felt very good regarding the teacher's approach.
- 37.9 % of students felt very good regarding the internal assessment.
- 63.8 % of students felt very good regarding the course grade.
- 65.5 % of students felt good regarding the performance feedback provided by the teacher.
- 32.8 % of students felt good regarding the discussion of assignments.


Principal

St. Xavier's College of Education
(Autonomous)
Palayamkottai - 627 002



ST. XAVIER'S COLLEGE OF EDUCATION (AUTONOMOUS)

[Re-accredited (3rd Cycle) at 'A' Grade by NAAC with CGPA: 3.67]

PALAYAMKOTTAI – 627 002, TIRUNELVELI, TAMIL NADU, INDIA.

Frequency Table (Curriculum Feedback (2015-2017) Overall)

Q1

	Frequency	Percent	Valid Percent	Cumulative Percent
1	1	1.7	1.7	1.7
2	20	34.5	34.5	36.2
Valid 3	30	51.7	51.7	87.9
4	7	12.1	12.1	100.0
Total	58	100.0	100.0	

Q2

	Frequency	Percent	Valid Percent	Cumulative Percent
1	4	6.9	6.9	6.9
2	21	36.2	36.2	43.1
Valid 3	26	44.8	44.8	87.9
4	7	12.1	12.1	100.0
Total	58	100.0	100.0	

Q3

	Frequency	Percent	Valid Percent	Cumulative Percent
1	2	3.4	3.4	3.4
2	21	36.2	36.2	39.7
Valid 3	27	46.6	46.6	86.2
4	8	13.8	13.8	100.0
Total	58	100.0	100.0	

Q4

	Frequency	Percent	Valid Percent	Cumulative Percent
1	2	3.4	3.4	3.4
2	16	27.6	27.6	31.0
Valid 3	27	46.6	46.6	77.6
4	13	22.4	22.4	100.0
Total	58	100.0	100.0	

Q5

	Frequency	Percent	Valid Percent	Cumulative Percent
1	7	12.1	12.1	12.1
2	14	24.1	24.1	36.2
Valid 3	30	51.7	51.7	87.9
4	7	12.1	12.1	100.0
Total	58	100.0	100.0	

Q6

	Frequency	Percent	Valid Percent	Cumulative Percent
1	4	6.9	6.9	6.9
2	20	34.5	34.5	41.4
Valid 3	21	36.2	36.2	77.6
4	13	22.4	22.4	100.0
Total	58	100.0	100.0	

Q7

	Frequency	Percent	Valid Percent	Cumulative Percent
1	6	10.3	10.3	10.3
2	19	32.8	32.8	43.1
Valid 3	16	27.6	27.6	70.7
4	17	29.3	29.3	100.0
Total	58	100.0	100.0	

Q8

	Frequency	Percent	Valid Percent	Cumulative Percent
1	3	5.2	5.2	5.2
2	6	10.3	10.3	15.5
Valid 3	37	63.8	63.8	79.3
4	12	20.7	20.7	100.0
Total	58	100.0	100.0	

Q9

	Frequency	Percent	Valid Percent	Cumulative Percent
1	1	1.7	1.7	1.7
2	9	15.5	15.5	17.2
Valid 3	13	22.4	22.4	39.7
4	35	60.3	60.3	100.0
Total	58	100.0	100.0	

Q10

	Frequency	Percent	Valid Percent	Cumulative Percent
1	4	6.9	6.9	6.9
2	7	12.1	12.1	19.0
Valid 3	36	62.1	62.1	81.0
4	11	19.0	19.0	100.0
Total	58	100.0	100.0	

Q11

	Frequency	Percent	Valid Percent	Cumulative Percent
1	2	3.4	3.4	3.4
2	5	8.6	8.6	12.1
Valid 3	28	48.3	48.3	60.3
4	23	39.7	39.7	100.0
Total	58	100.0	100.0	

Q12

	Frequency	Percent	Valid Percent	Cumulative Percent
2	2	3.4	3.4	3.4
Valid 3	31	53.4	53.4	56.9
4	25	43.1	43.1	100.0
Total	58	100.0	100.0	

Q13

	Frequency	Percent	Valid Percent	Cumulative Percent
1	1	1.7	1.7	1.7
2	5	8.6	8.6	10.3
Valid 3	30	51.7	51.7	62.1
4	22	37.9	37.9	100.0
Total	58	100.0	100.0	

Q14

	Frequency	Percent	Valid Percent	Cumulative Percent
1	13	22.4	22.4	22.4
2	2	3.4	3.4	25.9
Valid 3	25	43.1	43.1	69.0
4	18	31.0	31.0	100.0
Total	58	100.0	100.0	

Q15

	Frequency	Percent	Valid Percent	Cumulative Percent
2	1	1.7	1.7	1.7
Valid 3	34	58.6	58.6	60.3
4	23	39.7	39.7	100.0
Total	58	100.0	100.0	

Q16

	Frequency	Percent	Valid Percent	Cumulative Percent
1	1	1.7	1.7	1.7
Valid 3	28	48.3	48.3	50.0
4	29	50.0	50.0	100.0
Total	58	100.0	100.0	

Q17

	Frequency	Percent	Valid Percent	Cumulative Percent
1	9	15.5	15.5	15.5
2	7	12.1	12.1	27.6
Valid 3	15	25.9	25.9	53.4
4	27	46.6	46.6	100.0
Total	58	100.0	100.0	

Q18

	Frequency	Percent	Valid Percent	Cumulative Percent
1	13	22.4	22.4	22.4
2	4	6.9	6.9	29.3
Valid 3	19	32.8	32.8	62.1
4	22	37.9	37.9	100.0
Total	58	100.0	100.0	

Q19

	Frequency	Percent	Valid Percent	Cumulative Percent
1	14	24.1	24.1	24.1
2	2	3.4	3.4	27.6
Valid 3	5	8.6	8.6	36.2
4	37	63.8	63.8	100.0
Total	58	100.0	100.0	

Q20

	Frequency	Percent	Valid Percent	Cumulative Percent
1	5	8.6	8.6	8.6
2	4	6.9	6.9	15.5
Valid 3	38	65.5	65.5	81.0
4	11	19.0	19.0	100.0
Total	58	100.0	100.0	


Q21

	Frequency	Percent	Valid Percent	Cumulative Percent
1	18	31.0	31.0	31.0
2	4	6.9	6.9	37.9
Valid 3	19	32.8	32.8	70.7
4	17	29.3	29.3	100.0
Total	58	100.0	100.0	



Principal

St. Xavier's College of Education
(Autonomous)
Palayamkottai - 627 002



St. Xavier's College of Education (Autonomous)

[Re-accredited (3rd Cycle) at 'A' Grade by NAAC with CGPA: 3.67]

Palayamkottai, Tirunelveli – 627002, Tamil Nadu, India

FACULTY FEEDBACK ON CURRICULUM 2015-16

It is inferred from the feedback of the faculty, 10 of them agreed that the system followed in the college for designing and developing curriculum is effective.

9 of them strongly agreed that the curriculum and syllabus were well organized and suitable to the programme.

82% of them agreed that the curriculum had a good balance between theory and practical.

78% of the faculty felt that the syllabus was suitable and need based to the course that they handle.

Most of the faculty members (89%) agreed that the aims and objectives of the syllabi were well defined and clear to teachers.

72% of them strongly agreed that the learning objectives were clear and appropriate to the programme.

74% of the faculties strongly agreed that the syllabus of the subject increased their knowledge and perspective in the subject area.

82% of the staff members were highly satisfied with the updation of the curriculum, distribution of contact hours for the course and the time allotted for the same.

74% of the faculty strongly agreed that the students were interested in the course as they found the syllabus was useful for them.

76% of the faculty highly appreciated the electives offered and the reference books mentioned in the syllabus were relevant for teaching profession.

Principal

St. Xavier's College of Education
(Autonomous)
Palayamkottai - 627 002



ST. XAVIER'S COLLEGE OF EDUCATION (AUTONOMOUS)
[Re-accredited (3rd Cycle) at 'A' Grade by NAAC with CGPA: 3.67]
PALAYAMKOTTAI – 627 002, TAMIL NADU, INDIA

CURRICULUM FEEDBACK FROM STUDENTS

Academic Year: 2016-17

Curriculum

- 78% of students agreed that the curriculum of this semester is suitable for the teaching profession, 13.6% of them were neutral and 7.6 of them were disagreed.
- 62.1% of them agreed that the designed curriculum for this semester stimulated their interest in teaching, 27.3% of them were neutral and 10.6% of them were disagreed.
- 69.7% of them agreed that the aims and activities of this semester was made clear at the beginning of the year, 19.7% of them were neutral and 10.6% of them were disagreed.
- 88.6% of them agreed that the syllabus book was distributed in time, 8.3% of them were neutral and 3% of them were disagreed.
- 79.5% of them agreed that the syllabus was explained at the beginning of the semester, 13.6% of them were neutral and 6.8% of them disagreed.
- 79.5% of them agreed that the academic calendar given to them gave outline of the course, 17.4% of them were neutral and 3% of them were disagreed.
- 70.5 % of them agreed that the syllabus of each courses was adequate, 24.2% of them were neutral and 5.3% of them were disagreed.
- 65.9% of them agreed that the courses were easy to understand, 22.7% of them were neutral and 11.4% of them were disagreed.
- 76.5% of them agreed that the total syllabus was covered in time whereas 12.9% of them were neutral and 10.6% of them were disagreed the same.
- 59.1% of them agreed that the curriculum appear enthusiastic and interested whereas 30.3% of them were neutral and 10.6% of them disagreed.

Teaching and learning

- 72% of them agreed that the subjects taught during this semester were well organized whereas 21.2% of them were neutral and 6.8% of them were disagreed.
- 64.4% of them agreed that each class of this semester was well organized whereas 19.7% of them were neutral and 15.9% of them were disagreed.
- 59.8% of them agreed that the instruction given to me stimulated my interest in the subject whereas 25.8% of them were neutral and 14.4% of them were disagreed.

- 72% of them were agreed that the teachers managed classroom time and pace well whereas 16.7% of them were neutral and 11.4% of them were disagreed.
- 63.5% of them were agreed that the teachers were organized and prepared for every class whereas 20.5% of them were neutral and 15.9% of them were disagreed.
- 81.1 % of students agreed that the teachers encouraged discussions and responded to questions whereas 14.4% of them were neutral and 4.5% of them were disagreed.
- 54.5% of them agreed that the teachers demonstrated in-depth knowledge of the subject but 30.3% of them were neutral and 15.2% of them were disagreed.
- 78.8% of them agreed that the teachers used a variety of instructional methods to teach the subjects (e.g. group discussions, ppt& videos) but 12.1% of them were neutral and 9.1% of them were disagreed.
- 68.2% of them agreed that the teachers were able to communicate effectively whereas 18.9% of them were neutral and 12.9% of them were disagreed.
- 84.1% of students agreed that the teachers encouraged students' participation in the class but 12.1% of them were neutral and 3.8% of them were disagreed.

Evaluation

- 90.9% of them agreed that the assignment topics were given in time whereas 6.1% of them were neutral and 3% of them were disagreed.
- 82.6% of them agreed that the deadline given for submission of assignments and practicum was reasonable whereas 11.4% of them were neutral and 6.1% were disagreed.
- 68.9% of them agreed that there were relevant books in the library to complete their assignments whereas 19.7% of them were neutral and 11.4% of them were disagreed.
- 75.8% of them agreed that the assignments and lectures usefully complemented each other whereas 19.7% of them were neutral and 4.5% of them were disagreed.
- 76.5% of them agreed that the teachers guided us properly in completing the assignments but 16.7% of them were neutral and 6.8% of them were disagreed.
- 78.8% of them agreed that Information was given to them early about the assessment methods but 12.9% of them were neutral and 8.3% of them were disagreed.

Co-curricular and extracurricular activities

- 73.5% of them agreed that the co curricular activities given to me enhanced their all-round personality but 19.7% of them were neutral and 6.8% of them were disagreed.

- 78% of them agreed that the co- curricular activities developed their self-confidence but 17.4% were neutral and 4.5% of them were disagreed.
- 73.5% of them agreed that the Co-curricular activities improved academic performance but 20.5% were neutral and 6.1% were disagreed.
- 72.7% of them agreed that the Co-curricular activities developed the sense of responsibility and accountability whereas 22.7% of them were neutral and 4.5% disagreed.

Course in general

- 82.6% of them agreed that the course developed their ability to interact with other students but 10.6% of them were neutral and 6.8% disagreed.
- 78.8% of them agreed that the course provided guidance on how to become a competent teacher whereas 15.9% of them were neutral and 5.3% disagreed.
- 74.2% of them agreed that the course developed their ability to read and think critically but 18.9% of them were neutral and 6.8% of them disagreed.
- 80.3% of them agreed that the course helped them improve their teaching skills whereas 13.6% of them were neutral and 6.1% of them disagreed.
- 64.4% of them agreed that the course developed their ability to provide constructive criticism to others but 30.3% were neutral and 5.3% of them disagreed.
- 77.3% of them agreed that the course helped me in the acquisition of knowledge about the teaching techniques but 18.9% were neutral and 3.8% of them disagreed.
- 75% of them agreed that the course helped them to conceptualize and present my ideas in an artistic way but 19.7% were neutral and 5.3% disagreed.
- 73.5% of them agreed that the course helped them to understand the ethical issues involved in teaching profession whereas 20.5% of them were neutral and 6.1% of them disagreed.
- 81.1% of them agreed that the course developed my communication and presentation skills whereas 12.9% were neutral and 6.1% disagreed.
- 84.1% of them agreed that the course developed their abilities and skills to teach their optional subjects whereas 9.8% of them were neutral and 6.1% disagreed.



Principal

**St. Xavier's College of Education
(Autonomous)
Palayamkottai - 627 002**



ST. XAVIER'S COLLEGE OF EDUCATION (AUTONOMOUS)

[Re-accredited (3rd Cycle) at 'A' Grade by NAAC with CGPA: 3.67]

PALAYAMKOTTAI – 627 002, TIRUNELVELI, TAMIL NADU, INDIA.

Frequency Table (Curriculum Feedback (2016-2018))

Q1

	Frequency	Percent	Valid Percent	Cumulative Percent
Valid 1	1	1.3	1.3	1.3
2	4	5.3	5.3	6.7
3	70	93.3	93.3	100.0
Total	75	100.0	100.0	

Q2

	Frequency	Percent	Valid Percent	Cumulative Percent
Valid 1	1	1.3	1.3	1.3
2	10	13.3	13.3	14.7
3	64	85.3	85.3	100.0
Total	75	100.0	100.0	

Q3

	Frequency	Percent	Valid Percent	Cumulative Percent
Valid 1	5	6.7	6.7	6.7
2	14	18.7	18.7	25.3
3	56	74.7	74.7	100.0
Total	75	100.0	100.0	

Q4

	Frequency	Percent	Valid Percent	Cumulative Percent
Valid 1	1	1.3	1.3	1.3
2	7	9.3	9.3	10.7
3	67	89.3	89.3	100.0
Total	75	100.0	100.0	

Q5

	Frequency	Percent	Valid Percent	Cumulative Percent
Valid 1	4	5.3	5.3	5.3
2	11	14.7	14.7	20.0
3	60	80.0	80.0	100.0
Total	75	100.0	100.0	

Q6

	Frequency	Percent	Valid Percent	Cumulative Percent
Valid 1	30	40.0	40.0	40.0
2	16	21.3	21.3	61.3
3	29	38.7	38.7	100.0
Total	75	100.0	100.0	

Q7

	Frequency	Percent	Valid Percent	Cumulative Percent
Valid 1	4	5.3	5.3	5.3
2	17	22.7	22.7	28.0
3	54	72.0	72.0	100.0
Total	75	100.0	100.0	

Q8

	Frequency	Percent	Valid Percent	Cumulative Percent
Valid 2	15	20.0	20.0	20.0
3	60	80.0	80.0	100.0
Total	75	100.0	100.0	

Q9

	Frequency	Percent	Valid Percent	Cumulative Percent
Valid 1	5	6.7	6.7	6.7
2	17	22.7	22.7	29.3
3	53	70.7	70.7	100.0
Total	75	100.0	100.0	

Q10

	Frequency	Percent	Valid Percent	Cumulative Percent
Valid 1	3	4.0	4.0	4.0
2	10	13.3	13.3	17.3
3	62	82.7	82.7	100.0
Total	75	100.0	100.0	

Q11

	Frequency	Percent	Valid Percent	Cumulative Percent
Valid 2	16	21.3	21.3	21.3
3	59	78.7	78.7	100.0
Total	75	100.0	100.0	

Q12

	Frequency	Percent	Valid Percent	Cumulative Percent
Valid 1	4	5.3	5.3	5.3
2	15	20.0	20.0	25.3
3	56	74.7	74.7	100.0
Total	75	100.0	100.0	

Q13

	Frequency	Percent	Valid Percent	Cumulative Percent
Valid 1	2	2.7	2.7	2.7
2	12	16.0	16.0	18.7
3	61	81.3	81.3	100.0
Total	75	100.0	100.0	

Q14

	Frequency	Percent	Valid Percent	Cumulative Percent
Valid 1	1	1.3	1.3	1.3
2	18	24.0	24.0	25.3
3	56	74.7	74.7	100.0
Total	75	100.0	100.0	

Q15

	Frequency	Percent	Valid Percent	Cumulative Percent
Valid 1	2	2.7	2.7	2.7
2	11	14.7	14.7	17.3
3	62	82.7	82.7	100.0
Total	75	100.0	100.0	

Q16

	Frequency	Percent	Valid Percent	Cumulative Percent
Valid 1	3	4.0	4.0	4.0
2	8	10.7	10.7	14.7
3	64	85.3	85.3	100.0
Total	75	100.0	100.0	

Q17

	Frequency	Percent	Valid Percent	Cumulative Percent
Valid 1	1	1.3	1.3	1.3
2	20	26.7	26.7	28.0
3	54	72.0	72.0	100.0
Total	75	100.0	100.0	

Q18

	Frequency	Percent	Valid Percent	Cumulative Percent
Valid 1	2	2.7	2.7	2.7
2	9	12.0	12.0	14.7
3	64	85.3	85.3	100.0
Total	75	100.0	100.0	

Q19

	Frequency	Percent	Valid Percent	Cumulative Percent
Valid 1	2	2.7	2.7	2.7
2	16	21.3	21.3	24.0
3	57	76.0	76.0	100.0
Total	75	100.0	100.0	

Q20

	Frequency	Percent	Valid Percent	Cumulative Percent
Valid 1	4	5.3	5.3	5.3
2	10	13.3	13.3	18.7
3	61	81.3	81.3	100.0
Total	75	100.0	100.0	

Q21

	Frequency	Percent	Valid Percent	Cumulative Percent
Valid 1	2	2.7	2.7	2.7
2	7	9.3	9.3	12.0
3	66	88.0	88.0	100.0
Total	75	100.0	100.0	

Q22

	Frequency	Percent	Valid Percent	Cumulative Percent
Valid 2	13	17.3	17.3	17.3
3	62	82.7	82.7	100.0
Total	75	100.0	100.0	

Q23

	Frequency	Percent	Valid Percent	Cumulative Percent
Valid 1	4	5.3	5.3	5.3
2	7	9.3	9.3	14.7
3	64	85.3	85.3	100.0
Total	75	100.0	100.0	

Q24

	Frequency	Percent	Valid Percent	Cumulative Percent
Valid 2	10	13.3	13.3	13.3
3	65	86.7	86.7	100.0
Total	75	100.0	100.0	

Q25

	Frequency	Percent	Valid Percent	Cumulative Percent
2	10	13.3	13.3	13.3
Valid 3	65	86.7	86.7	100.0
Total	75	100.0	100.0	

Q26

	Frequency	Percent	Valid Percent	Cumulative Percent
1	4	5.3	5.3	5.3
Valid 2	8	10.7	10.7	16.0
3	63	84.0	84.0	100.0
Total	75	100.0	100.0	

Q27

	Frequency	Percent	Valid Percent	Cumulative Percent
1	3	4.0	4.0	4.0
Valid 2	14	18.7	18.7	22.7
3	58	77.3	77.3	100.0
Total	75	100.0	100.0	

Q28

	Frequency	Percent	Valid Percent	Cumulative Percent
1	2	2.7	2.7	2.7
Valid 2	7	9.3	9.3	12.0
3	66	88.0	88.0	100.0
Total	75	100.0	100.0	

Q29

	Frequency	Percent	Valid Percent	Cumulative Percent
2	11	14.7	14.7	14.7
Valid 3	64	85.3	85.3	100.0
Total	75	100.0	100.0	

Q30

	Frequency	Percent	Valid Percent	Cumulative Percent
2	12	16.0	16.0	16.0
Valid 3	63	84.0	84.0	100.0
Total	75	100.0	100.0	

Q31

	Frequency	Percent	Valid Percent	Cumulative Percent
1	1	1.3	1.3	1.3
Valid 2	12	16.0	16.0	17.3
3	62	82.7	82.7	100.0
Total	75	100.0	100.0	

Q32

	Frequency	Percent	Valid Percent	Cumulative Percent
1	1	1.3	1.3	1.3
Valid 2	10	13.3	13.3	14.7
3	64	85.3	85.3	100.0
Total	75	100.0	100.0	

Q33

	Frequency	Percent	Valid Percent	Cumulative Percent
1	1	1.3	1.3	1.3
Valid 2	10	13.3	13.3	14.7
3	64	85.3	85.3	100.0
Total	75	100.0	100.0	

Q34

	Frequency	Percent	Valid Percent	Cumulative Percent
1	1	1.3	1.3	1.3
Valid 2	7	9.3	9.3	10.7
3	67	89.3	89.3	100.0
Total	75	100.0	100.0	

Q35

	Frequency	Percent	Valid Percent	Cumulative Percent
2	17	22.7	22.7	22.7
Valid 3	58	77.3	77.3	100.0
Total	75	100.0	100.0	

Q36

	Frequency	Percent	Valid Percent	Cumulative Percent
1	1	1.3	1.3	1.3
Valid 2	11	14.7	14.7	16.0
3	63	84.0	84.0	100.0
Total	75	100.0	100.0	

Q37

	Frequency	Percent	Valid Percent	Cumulative Percent
1	1	1.3	1.3	1.3
Valid 2	17	22.7	22.7	24.0
3	57	76.0	76.0	100.0
Total	75	100.0	100.0	

Q38


	Frequency	Percent	Valid Percent	Cumulative Percent
2	13	17.3	17.3	17.3
Valid 3	62	82.7	82.7	100.0
Total	75	100.0	100.0	

Q39

	Frequency	Percent	Valid Percent	Cumulative Percent
1	3	4.0	4.0	4.0
Valid 2	7	9.3	9.3	13.3
3	65	86.7	86.7	100.0
Total	75	100.0	100.0	

Q40

	Frequency	Percent	Valid Percent	Cumulative Percent
1	1	1.3	1.3	1.3
Valid 3	74	98.7	98.7	100.0
Total	75	100.0	100.0	


 Principal
 St. Xavier's College of Education
 (Autonomous)
 Palayamkottai - 627 002



St. Xavier's College of Education (Autonomous)

[Re-accredited (3rd Cycle) at 'A' Grade by NAAC with CGPA: 3.67]

Palayamkottai, Tirunelveli – 627002, Tamil Nadu, India

FACULTY FEEDBACK ON CURRICULUM 2016-17

It is inferred from the feedback of the faculty, 14 of them agreed that the system followed in the college for designing and developing curriculum is effective.

80% of them strongly agreed that the curriculum and syllabus were well organized and suitable to the programme.

82% of them agreed that the curriculum had a good balance between theory and practical.

76% of the faculty felt that the syllabus was suitable and need based to the course that they handle.

Most of the faculty members (83%) agreed that the aims and objectives of the syllabi were well defined and clear to teachers.

81% of them strongly agreed that the learning objectives were clear and appropriate to the programme.

79% of the faculties strongly agreed that the syllabus of the subject increased their knowledge and perspective in the subject area.

87% of the staff members were highly satisfied with the updation of the curriculum, distribution of contact hours for the course and the time allotted for the same.

77% of the faculty strongly agreed that the students were interested in the course as they found the syllabus was useful for them.

76% of the faculty highly appreciated the electives offered and the reference books mentioned in the syllabus were relevant for teaching profession.

Principal

St. Xavier's College of Education
(Autonomous)
Palayamkottai – 627 002



ST. XAVIER'S COLLEGE OF EDUCATION (AUTONOMOUS)

[Re-accredited (3rd Cycle) at 'A' Grade by NAAC with CGPA: 3.67]

PALAYAMKOTTAI – 627 002, TAMIL NADU

CURRICULUM FEEDBACK FROM STUDENTS

Academic Year: 2017-18

Curriculum

- 90% of students agreed that the curriculum of this semester is suitable for the teaching profession, 7.8% of them were neutral and 2.2 of them were disagreed.
- 84.4% of them agreed that the designed curriculum for this semester stimulated their interest in teaching, 14.4% of them were neutral and 1.1% of them were disagreed.
- 84.4% of them agreed that the aims and activities of this semester was made clear at the beginning of the year, 14.4% of them were neutral and 1.1% of them were disagreed.
- 86.7% of them agreed that the syllabus book was distributed in time, 11.1% of them were neutral and 2.2% of them were disagreed.
- 83.3% of them agreed that the syllabus was explained at the beginning of the semester, 13.3% of the were neutral and 3.3% of them disagreed.
- 77.8% of them agreed that the academic calendar given to them gave outline of the course, 18.9% of them were neutral and 3.3% of them were disagreed.
- 75.6 % of them agreed that the syllabus of each courses was adequate, 21.1% of them were neutral and 3.3% of them were disagreed.
- 72.2% of them agreed that the courses were easy to understand, 22.2% of them were neutral and 5.6% of them were disagreed.
- 77.8% of them agreed that the total syllabus was covered in time whereas 16.7% of them were neutral and 5.6% of them were disagreed the same.
- 76.7% of them agreed that the curriculum appear enthusiastic and interested whereas 18.9% of them were neutral and 4.4% of them disagreed.

Teaching and learning

- 78.9% of them agreed that the subjects taught during this semester were well organized whereas 15.6% of them were neutral and 5.6% of them were disagreed.
- 73.3% of them agreed that each class of this semester was well organized whereas 20% of them were neutral and 6.7% of them were disagreed.
- 80% of them agreed that the instruction given to me stimulated my interest in the subject whereas 17.8% of them were neutral and 2.2% of them were disagreed.

- 82.2% of them were agreed that the teachers managed classroom time and pace well whereas 15.6% of them were neutral and 2.2% of them were disagreed.
- 78.9% of them were agreed that the teachers were organized and prepared for every class whereas 17.8% of them were neutral and 3.3% of them were disagreed.
- 82.2 % of students agreed that the teachers encouraged discussions and responded to questions whereas 14.4% of them were neutral and 3.3% of them were disagreed.
- 81.1% of them agreed that the teachers demonstrated in-depth knowledge of the subject but 14.4% of them were neutral and 4.4% of them were disagreed.
- 81.1% of them agreed that the teachers used a variety of instructional methods to teach the subjects (e.g. group discussions, ppt & videos) but 13.3% of them were neutral and 5.6% of them were disagreed.
- 83.3% of them agreed that the teachers were able to communicate effectively whereas 13.3% of them were neutral and 3.3% of them were disagreed.
- 81.1% of students agreed that the teachers encouraged students' participation in the class but 11.1% of them were neutral and 7.8% of them were disagreed.

Evaluation

- 80% of them agreed that the assignment topics were given in time whereas 13.3% of them were neutral and 6.7% of them were disagreed.
- 82.2% of them agreed that the deadline given for submission of assignments and practicum was reasonable whereas 10% of them were neutral and 7.8% were disagreed.
- 82.2% of them agreed that there were relevant books in the library to complete their assignments whereas 8.9% of them were neutral and 8.9% of them were disagreed.
- 84.4% of them agreed that the assignments and lectures usefully complemented each other whereas 6.7% of them were neutral and 8.9% of them were disagreed.
- 82.2% of them agreed that the teachers guided us properly in completing the assignments but 8.9% of them were neutral and 8.9% of them were disagreed.
- 84.4% of them agreed that Information was given to them early about the assessment methods but 6.7% of them were neutral and 8.9% of them were disagreed.


Co-curricular and extracurricular activities

- 81.1% of them agreed that the co-curricular activities given to me enhanced their all-round personality but 11.1% of them were neutral and 7.8% of them were disagreed.
- 82.2% of them agreed that the co- curricular activities developed their self-confidence but 10% were neutral and 7.8% of them were disagreed.

- 82.2% of them agreed that the Co-curricular activities improved academic performance but 12.2% were neutral and 5.6% were disagreed.
- 82.2% of them agreed that the Co-curricular activities developed the sense of responsibility and accountability whereas 13.3% of them were neutral and 4.4% disagreed.

Course in general

- 80% of them agreed that the course developed their ability to interact with other students but 18.9% of them were neutral and 1.1% disagreed.
- 81.1% of them agreed that the course provided guidance on how to become a competent teacher whereas 18.9% of them were neutral.
- 86.7% of them agreed that the course developed their ability to read and think critically but 13.3% of them were neutral.
- 88.9% of them agreed that the course helped them improve their teaching skills whereas 11.1% of them were neutral.
- 87.8% of them agreed that the course developed their ability to provide constructive criticism to others but 12.2% were neutral.
- 86.7% of them agreed that the course helped me in the acquisition of knowledge about the teaching techniques but 13.3% were neutral.
- 88.9% of them agreed that the course helped them to conceptualize and present my ideas in an artistic way but 11.1% were neutral.
- 92.2% of them agreed that the course helped them to understand the ethical issues involved in teaching profession whereas 7.8% of them were neutral.
- 90% of them agreed that the course developed my communication and presentation skills whereas 8.9% were neutral and 1.1% disagreed.
- 92.2% of them agreed that the course developed their abilities and skills to teach their optional subjects whereas 6.7% of them were neutral and 1.1% disagreed.


 Principal
 St. Xavier's College of Education
 (Autonomous)
 Palayankottal - 627 001



ST. XAVIER'S COLLEGE OF EDUCATION (AUTONOMOUS)

[Re-accredited (3rd Cycle) at 'A' Grade by NAAC with CGPA: 3.67]

PALAYAMKOTTAI – 627 002, TIRUNELVELI, TAMIL NADU, INDIA.

CURRICULUM FEEDBACK (2017-2018)

Question 1

	Frequency	Percent	Valid Percent	Cumulative Percent
1	2	2.2	2.2	2.2
Valid 2	7	7.8	7.8	10.0
3	81	90.0	90.0	100.0
Total	90	100.0	100.0	

Question2

	Frequency	Percent	Valid Percent	Cumulative Percent
1	1	1.1	1.1	1.1
Valid 2	13	14.4	14.4	15.6
3	76	84.4	84.4	100.0
Total	90	100.0	100.0	

Question3

	Frequency	Percent	Valid Percent	Cumulative Percent
1	1	1.1	1.1	1.1
Valid 2	13	14.4	14.4	15.6
3	76	84.4	84.4	100.0
Total	90	100.0	100.0	

Question4

	Frequency	Percent	Valid Percent	Cumulative Percent
1	2	2.2	2.2	2.2
Valid 2	10	11.1	11.1	13.3
3	78	86.7	86.7	100.0
Total	90	100.0	100.0	

Question5

	Frequency	Percent	Valid Percent	Cumulative Percent
1	3	3.3	3.3	3.3
Valid 2	12	13.3	13.3	16.7
3	75	83.3	83.3	100.0
Total	90	100.0	100.0	

Question6

	Frequency	Percent	Valid Percent	Cumulative Percent
1	3	3.3	3.3	3.3
2	17	18.9	18.9	22.2
Valid 3	70	77.8	77.8	100.0
Total	90	100.0	100.0	

Question7

	Frequency	Percent	Valid Percent	Cumulative Percent
1	3	3.3	3.3	3.3
2	19	21.1	21.1	24.4
Valid 3	68	75.6	75.6	100.0
Total	90	100.0	100.0	

Question8

	Frequency	Percent	Valid Percent	Cumulative Percent
1	5	5.6	5.6	5.6
2	20	22.2	22.2	27.8
Valid 3	65	72.2	72.2	100.0
Total	90	100.0	100.0	

Question9

	Frequency	Percent	Valid Percent	Cumulative Percent
1	5	5.6	5.6	5.6
2	15	16.7	16.7	22.2
Valid 3	70	77.8	77.8	100.0
Total	90	100.0	100.0	

Question10

	Frequency	Percent	Valid Percent	Cumulative Percent
1	4	4.4	4.4	4.4
2	17	18.9	18.9	23.3
Valid 3	69	76.7	76.7	100.0
Total	90	100.0	100.0	

Question11

	Frequency	Percent	Valid Percent	Cumulative Percent
1	5	5.6	5.6	5.6
Valid 2	14	15.6	15.6	21.1
3	71	78.9	78.9	100.0
Total	90	100.0	100.0	

Question12

	Frequency	Percent	Valid Percent	Cumulative Percent
1	6	6.7	6.7	6.7
Valid 2	18	20.0	20.0	26.7
3	66	73.3	73.3	100.0
Total	90	100.0	100.0	

Question13

	Frequency	Percent	Valid Percent	Cumulative Percent
1	2	2.2	2.2	2.2
Valid 2	16	17.8	17.8	20.0
3	72	80.0	80.0	100.0
Total	90	100.0	100.0	

Question14

	Frequency	Percent	Valid Percent	Cumulative Percent
1	2	2.2	2.2	2.2
Valid 2	14	15.6	15.6	17.8
3	74	82.2	82.2	100.0
Total	90	100.0	100.0	

Question15

	Frequency	Percent	Valid Percent	Cumulative Percent
1	3	3.3	3.3	3.3
Valid 2	16	17.8	17.8	21.1
3	71	78.9	78.9	100.0
Total	90	100.0	100.0	

Question16

	Frequency	Percent	Valid Percent	Cumulative Percent
1	3	3.3	3.3	3.3
Valid 2	13	14.4	14.4	17.8
3	74	82.2	82.2	100.0
Total	90	100.0	100.0	

Question17

	Frequency	Percent	Valid Percent	Cumulative Percent
1	4	4.4	4.4	4.4
Valid 2	13	14.4	14.4	18.9
3	73	81.1	81.1	100.0
Total	90	100.0	100.0	

Question18

	Frequency	Percent	Valid Percent	Cumulative Percent
1	5	5.6	5.6	5.6
Valid 2	12	13.3	13.3	18.9
3	73	81.1	81.1	100.0
Total	90	100.0	100.0	

Question19

	Frequency	Percent	Valid Percent	Cumulative Percent
1	3	3.3	3.3	3.3
Valid 2	12	13.3	13.3	16.7
3	75	83.3	83.3	100.0
Total	90	100.0	100.0	

Question20

	Frequency	Percent	Valid Percent	Cumulative Percent
1	7	7.8	7.8	7.8
Valid 2	10	11.1	11.1	18.9
3	73	81.1	81.1	100.0
Total	90	100.0	100.0	

Question21

	Frequency	Percent	Valid Percent	Cumulative Percent
1	6	6.7	6.7	6.7
Valid 2	12	13.3	13.3	20.0
3	72	80.0	80.0	100.0
Total	90	100.0	100.0	

Question22

	Frequency	Percent	Valid Percent	Cumulative Percent
1	7	7.8	7.8	7.8
Valid 2	9	10.0	10.0	17.8
3	74	82.2	82.2	100.0
Total	90	100.0	100.0	

Question23

	Frequency	Percent	Valid Percent	Cumulative Percent
1	8	8.9	8.9	8.9
Valid 2	8	8.9	8.9	17.8
3	74	82.2	82.2	100.0
Total	90	100.0	100.0	

Question24

	Frequency	Percent	Valid Percent	Cumulative Percent
1	8	8.9	8.9	8.9
Valid 2	6	6.7	6.7	15.6
3	76	84.4	84.4	100.0
Total	90	100.0	100.0	

Question25

	Frequency	Percent	Valid Percent	Cumulative Percent
1	8	8.9	8.9	8.9
Valid 2	8	8.9	8.9	17.8
3	74	82.2	82.2	100.0
Total	90	100.0	100.0	

Question26

	Frequency	Percent	Valid Percent	Cumulative Percent
Valid 1	8	8.9	8.9	8.9
2	6	6.7	6.7	15.6
3	76	84.4	84.4	100.0
Total	90	100.0	100.0	

Question27

	Frequency	Percent	Valid Percent	Cumulative Percent
Valid 1	7	7.8	7.8	7.8
2	10	11.1	11.1	18.9
3	73	81.1	81.1	100.0
Total	90	100.0	100.0	

Question28

	Frequency	Percent	Valid Percent	Cumulative Percent
Valid 1	7	7.8	7.8	7.8
2	9	10.0	10.0	17.8
3	74	82.2	82.2	100.0
Total	90	100.0	100.0	

Question29

	Frequency	Percent	Valid Percent	Cumulative Percent
Valid 1	5	5.6	5.6	5.6
2	11	12.2	12.2	17.8
3	74	82.2	82.2	100.0
Total	90	100.0	100.0	

Question30

	Frequency	Percent	Valid Percent	Cumulative Percent
Valid 1	4	4.4	4.4	4.4
2	12	13.3	13.3	17.8
3	74	82.2	82.2	100.0
Total	90	100.0	100.0	

Question31

	Frequency	Percent	Valid Percent	Cumulative Percent
1	1	1.1	1.1	1.1
Valid 2	17	18.9	18.9	20.0
3	72	80.0	80.0	100.0
Total	90	100.0	100.0	

Question32

	Frequency	Percent	Valid Percent	Cumulative Percent
2	17	18.9	18.9	18.9
Valid 3	73	81.1	81.1	100.0
Total	90	100.0	100.0	

Question33

	Frequency	Percent	Valid Percent	Cumulative Percent
2	12	13.3	13.3	13.3
Valid 3	78	86.7	86.7	100.0
Total	90	100.0	100.0	

Question34

	Frequency	Percent	Valid Percent	Cumulative Percent
2	10	11.1	11.1	11.1
Valid 3	80	88.9	88.9	100.0
Total	90	100.0	100.0	

Question35

	Frequency	Percent	Valid Percent	Cumulative Percent
2	11	12.2	12.2	12.2
Valid 3	79	87.8	87.8	100.0
Total	90	100.0	100.0	

Question36

	Frequency	Percent	Valid Percent	Cumulative Percent
2	12	13.3	13.3	13.3
Valid 3	78	86.7	86.7	100.0
Total	90	100.0	100.0	

Question37

	Frequency	Percent	Valid Percent	Cumulative Percent
2	10	11.1	11.1	11.1
Valid 3	80	88.9	88.9	100.0
Total	90	100.0	100.0	

Question38

	Frequency	Percent	Valid Percent	Cumulative Percent
2	7	7.8	7.8	7.8
Valid 3	83	92.2	92.2	100.0
Total	90	100.0	100.0	

Question 39

	Frequency	Percent	Valid Percent	Cumulative Percent
1	1	1.1	1.1	1.1
Valid 2	8	8.9	8.9	10.0
3	81	90.0	90.0	100.0
Total	90	100.0	100.0	

Question40

	Frequency	Percent	Valid Percent	Cumulative Percent
1	1	1.1	1.1	1.1
Valid 2	6	6.7	6.7	7.8
3	83	92.2	92.2	100.0
Total	90	100.0	100.0	



Principal

St. Xavier's College of Education
(Autonomous)
Palayamkottai - 627 002



St. Xavier's College of Education (Autonomous)

[Re-accredited (3rd Cycle) at 'A' Grade by NAAC with CGPA: 3.67]

Palayamkottai, Tirunelveli – 627002, Tamil Nadu, India

FACULTY FEEDBACK ON CURRICULUM 2017-18

It is inferred from the feedback of the faculty, 12 of them agreed that the system followed in the college for designing and developing curriculum is effective.

11 of them strongly agreed that the curriculum and syllabus were well organized and suitable to the programme.

76% of them agreed that the curriculum had a good balance between theory and practical.

83% of the faculty felt that the syllabus was suitable and need based to the course that they handle.

Most of the faculty members (87%) agreed that the aims and objectives of the syllabi were well defined and clear to teachers.

82% of them strongly agreed that the learning objectives were clear and appropriate to the programme.

81% of the faculties strongly agreed that the syllabus of the subject increased their knowledge and perspective in the subject area.

75% of the staff members were highly satisfied with the updation of the curriculum, distribution of contact hours for the course and the time allotted for the same.

78% of the faculty strongly agreed that the students were interested in the course as they found the syllabus was useful for them.

80% of the faculty highly appreciated the electives offered and the reference books mentioned in the syllabus were relevant for teaching profession.

Principal

**St. Xavier's College of Education
(Autonomous)
Palayamkottai - 627 002**



ST. XAVIER'S COLLEGE OF EDUCATION (AUTONOMOUS)
[Re-accredited (3rd Cycle) at 'A' Grade by NAAC with CGPA: 3.67]
PALAYAMKOTTAI – 627 002, TAMIL NADU, INDIA

CURRICULUM FEEDBACK FROM STUDENTS

Academic Year: 2018-19

- 64.5 % of students agreed that the objectives stated for each course is relevant.
- 46.2 % of students strongly agreed that the syllabi of the courses that they studied in this semester help to develop knowledge and competencies expected for a teacher.
- 50.5 % of students agreed that the units are relevant to the course title.
- 61.3 % of students agreed that the allocation of the credits to the courses was adequate.
- 49.5 % of students agreed that the content of the courses leads them to go for self-learning.
- 61.3 % of students agreed that the practicum designed for each of the courses was relevant to the syllabus.
- 63.4 % of students agreed that the books prescribed as reference are relevant, updated and appropriate.
- 36.6 % of students agreed that the curriculum has a good balance between theory and practicum.
- 57.0 % of students agreed that the philosophical foundations of education course help them to understand the philosophical background of education.
- 60.2 % of students strongly agreed that the educational psychology provides them a basic knowledge to understand the individual differences among students and guide them properly.
- 53.8 % of students agreed that the pedagogy courses enrich their interest in teaching.
- 61.3 % of students agreed that through pedagogy courses, they have been trained for a logical preparation and presentation of content in the classroom.
- 43.0 % of students agreed that the electives offered in this semester were relevant to the teaching profession.
- 57.0 % of students agreed that the SELP Course enabled them to communicate in English.
- 44.1 % of students agreed that the creative crafts course helps them in developing their creativity and increases the aesthetic sense.
- 40.9 % of students agreed that the course 'Yoga Education and Practice' helps them to have good physical health.

Principal

St. Xavier's College of Education
(Autonomous)
Palayamkottai – 627 002



ST. XAVIER'S COLLEGE OF EDUCATION (AUTONOMOUS)

[Re-accredited (3rd Cycle) at 'A' Grade by NAAC with CGPA: 3.67]

PALAYAMKOTTAI – 627 002, TIRUNELVELI, TAMIL NADU, INDIA.

Frequency Table (CURRICULUM FEED BACK (2018-2019))

Q1

	Frequency	Percent	Valid Percent	Cumulative Percent
2	1	1.1	1.1	1.1
3	1	1.1	1.1	2.2
Valid 4	60	64.5	64.5	66.7
5	31	33.3	33.3	100.0
Total	93	100.0	100.0	

Q2

	Frequency	Percent	Valid Percent	Cumulative Percent
2	1	1.1	1.1	1.1
3	8	8.6	8.6	9.7
Valid 4	41	44.1	44.1	53.8
5	43	46.2	46.2	100.0
Total	93	100.0	100.0	

Q3

	Frequency	Percent	Valid Percent	Cumulative Percent
2	1	1.1	1.1	1.1
3	5	5.4	5.4	6.5
Valid 4	47	50.5	50.5	57.0
5	40	43.0	43.0	100.0
Total	93	100.0	100.0	

Q4

	Frequency	Percent	Valid Percent	Cumulative Percent
2	1	1.1	1.1	1.1
3	9	9.7	9.7	10.8
Valid 4	57	61.3	61.3	72.0
5	26	28.0	28.0	100.0
Total	93	100.0	100.0	

Q5

	Frequency	Percent	Valid Percent	Cumulative Percent
2	2	2.2	2.2	2.2
3	14	15.1	15.1	17.2
Valid 4	46	49.5	49.5	66.7
5	31	33.3	33.3	100.0
Total	93	100.0	100.0	

Q6

	Frequency	Percent	Valid Percent	Cumulative Percent
2	1	1.1	1.1	1.1
3	4	4.3	4.3	5.4
Valid 4	57	61.3	61.3	66.7
5	31	33.3	33.3	100.0
Total	93	100.0	100.0	

Q7

	Frequency	Percent	Valid Percent	Cumulative Percent
1	1	1.1	1.1	1.1
2	3	3.2	3.2	4.3
Valid 3	12	12.9	12.9	17.2
4	59	63.4	63.4	80.6
5	18	19.4	19.4	100.0
Total	93	100.0	100.0	

Q8

	Frequency	Percent	Valid Percent	Cumulative Percent
2	3	3.2	3.2	3.2
3	24	25.8	25.8	29.0
Valid 4	34	36.6	36.6	65.6
5	32	34.4	34.4	100.0
Total	93	100.0	100.0	

Q9

	Frequency	Percent	Valid Percent	Cumulative Percent
2	1	1.1	1.1	1.1
3	13	14.0	14.0	15.1
Valid 4	53	57.0	57.0	72.0
5	26	28.0	28.0	100.0
Total	93	100.0	100.0	

Q10

	Frequency	Percent	Valid Percent	Cumulative Percent
3	6	6.5	6.5	6.5
Valid 4	31	33.3	33.3	39.8
5	56	60.2	60.2	100.0
Total	93	100.0	100.0	

Q11

	Frequency	Percent	Valid Percent	Cumulative Percent
2	1	1.1	1.1	1.1
3	8	8.6	8.6	9.7
Valid 4	50	53.8	53.8	63.4
5	34	36.6	36.6	100.0
Total	93	100.0	100.0	

Q12

	Frequency	Percent	Valid Percent	Cumulative Percent
3	8	8.6	8.6	8.6
Valid 4	57	61.3	61.3	69.9
5	28	30.1	30.1	100.0
Total	93	100.0	100.0	

Q13

	Frequency	Percent	Valid Percent	Cumulative Percent
1	1	1.1	1.1	1.1
2	3	3.2	3.2	4.3
Valid 3	13	14.0	14.0	18.3
4	40	43.0	43.0	61.3
5	36	38.7	38.7	100.0
Total	93	100.0	100.0	

Q14

	Frequency	Percent	Valid Percent	Cumulative Percent
1	2	2.2	2.2	2.2
2	6	6.5	6.5	8.6
Valid 3	12	12.9	12.9	21.5
4	53	57.0	57.0	78.5
5	20	21.5	21.5	100.0
Total	93	100.0	100.0	

Q15

	Frequency	Percent	Valid Percent	Cumulative Percent
1	5	5.4	5.4	5.4
2	14	15.1	15.1	20.4
Valid 3	18	19.4	19.4	39.8
4	41	44.1	44.1	83.9
5	15	16.1	16.1	100.0
Total	93	100.0	100.0	

Q16

	Frequency	Percent	Valid Percent	Cumulative Percent
1	11	11.8	11.8	11.8
2	9	9.7	9.7	21.5
3	26	28.0	28.0	49.5
Valid 4	38	40.9	40.9	90.3
5	9	9.7	9.7	100.0
Total	93	100.0	100.0	


Principal
St. Xavier's College of Education
(Autonomous)
Palayamkottai - 627 002



St. Xavier's College of Education (Autonomous)

[Re-accredited (3rd Cycle) at 'A' Grade by NAAC with CGPA: 3.67]

Palayamkottai, Tirunelveli – 627002. Tamil Nadu, India

FACULTY FEEDBACK ON CURRICULUM 2018-19

It is inferred from the feedback of the faculty, 16 of them agreed that the system followed in the college for designing and developing curriculum is effective.

14 of them strongly agreed that the curriculum and syllabus were well organized and suitable to the programme.

87% of them agreed that the curriculum had a good balance between theory and practical.

83% of the faculty felt that the syllabus was suitable and need based to the course that they handle.

Most of the faculty members (89%) agreed that the aims and objectives of the syllabi were well defined and clear to teachers.

81% of them strongly agreed that the learning objectives were clear and appropriate to the programme.

79% of the faculties strongly agreed that the syllabus of the subject increased their knowledge and perspective in the subject area.

86% of the staff members were highly satisfied with the updation of the curriculum, distribution of contact hours for the course and the time allotted for the same.

83% of the faculty strongly agreed that the students were interested in the course as they found the syllabus was useful for them.

78% of the faculty highly appreciated the electives offered and the reference books mentioned in the syllabus were relevant for teaching profession.

Principal

**St. Xavier's College of Education
(Autonomous)
Palayamkottai - 627 002**



ST. XAVIER'S COLLEGE OF EDUCATION (AUTONOMOUS)

[Re-accredited (3rd Cycle) at 'A' Grade by NAAC with CGPA: 3.67]

PALAYAMKOTTAI – 627 002, TAMIL NADU, INDIA

REPORT ON FEEDBACK OF EMPLOYERS (2018-19)

90% of the employers strongly agreed and 10% of them agreed that the syllabus was need based and updated respectively.

76.7%, 23.3% of them strongly agreed and agreed that the curriculum was relevant for teaching profession respectively.

83.3%, 16.7% of them strongly agreed and agreed that the curriculum promotes teaching skills of the students respectively.

56.7% of them strongly agreed and 43.3% of them agreed that the syllabus was effective in acquiring the knowledge of school education.

80% of them strongly agreed and 20% of them agreed that the curriculum helped the student teachers to handle the learner with diversified needs.

63.3% of them strongly agreed that the curriculum develops the communicative skills of the student teachers, 33.3% of them agreed and 3.3% of them were neutral.

76.7% of them strongly agreed that the student teachers are aware of new methodologies discussed in the curriculum whereas 23.3% of them were agreed.

60% of them strongly agreed that the professional ethics of the teachers are known by the student teachers whereas 40% of them were agreed.

80% of them strongly agreed that the syllabus helps the student teachers to be aware of social issues and the way of solving them and 20% of them were agreed the same.

63.3% of them strongly agreed and 36.7% of them were agreed that the curriculum followed in the college supports to mould the personality of the student teachers.

Principal

**St. Xavier's College of Education
(Autonomous)**

Palayamkottai – 627 002

CURRICULUM FEEDBACK FROM EMPLOYERS (2018-2019)

Question1

	Frequency	Percent	Valid Percent	Cumulative Percent
4	3	10.0	10.0	10.0
Valid 5	27	90.0	90.0	100.0
Total	30	100.0	100.0	

Question2

	Frequency	Percent	Valid Percent	Cumulative Percent
4	7	23.3	23.3	23.3
Valid 5	23	76.7	76.7	100.0
Total	30	100.0	100.0	

Question3

	Frequency	Percent	Valid Percent	Cumulative Percent
4	5	16.7	16.7	16.7
Valid 5	25	83.3	83.3	100.0
Total	30	100.0	100.0	

Question4

	Frequency	Percent	Valid Percent	Cumulative Percent
4	13	43.3	43.3	43.3
Valid 5	17	56.7	56.7	100.0
Total	30	100.0	100.0	

Question5

	Frequency	Percent	Valid Percent	Cumulative Percent
4	6	20.0	20.0	20.0
Valid 5	24	80.0	80.0	100.0
Total	30	100.0	100.0	

Question6

	Frequency	Percent	Valid Percent	Cumulative Percent
3	1	3.3	3.3	3.3
Valid 4	10	33.3	33.3	36.7
5	19	63.3	63.3	100.0
Total	30	100.0	100.0	

Question7

	Frequency	Percent	Valid Percent	Cumulative Percent
4	7	23.3	23.3	23.3
Valid 5	23	76.7	76.7	100.0
Total	30	100.0	100.0	

Question8


	Frequency	Percent	Valid Percent	Cumulative Percent
4	12	40.0	40.0	40.0
Valid 5	18	60.0	60.0	100.0
Total	30	100.0	100.0	

Question9

	Frequency	Percent	Valid Percent	Cumulative Percent
4	6	20.0	20.0	20.0
Valid 5	24	80.0	80.0	100.0
Total	30	100.0	100.0	

Question10

	Frequency	Percent	Valid Percent	Cumulative Percent
4	11	36.7	36.7	36.7
Valid 5	19	63.3	63.3	100.0
Total	30	100.0	100.0	


 Principal
 St. Xavier's College of Education
 (Autonomous)
 Palayamkottai - 627 002



ST. XAVIER'S COLLEGE OF EDUCATION (AUTONOMOUS)

[Re-accredited (3rd Cycle) at 'A' Grade by NAAC with CGPA: 3.67]

PALAYAMKOTTAI – 627 002, TAMIL NADU, INDIA

Curriculum feedback by Alumni 2018-2019

81.5% of the alumni strongly agreed that the curriculum of the college provided the basic knowledge required for a teacher whereas 16.7% of them agreed and 1.9% were neutral.

61.1% of them strongly agreed that the learning experiences gained in the college is useful to their career whereas 33.3% of them agreed, 5.6% of them were neutral.

63% of them strongly agreed that the intensive English training had laid the foundation for their language efficiency whereas 31.5% of them agreed and 3.7% of them were neutral and 1.9% of them disagreed the same.

70.4% of them strongly agreed that the micro teaching practice helped me to become an effective teacher and 25.9% of were agreed and 3.7% of them were neutral.

59.3% of them strongly agreed that the pronunciation was improved due to tongue twister practices whereas 35.2% of them agreed, 3.7% of them were neutral and 1.9% of them disagreed the same.

64.8% of them strongly agreed that the course on 'Educational Psychology' helped them to understand their students properly whereas 29.6% of them agreed , 3.7% of them were neutral and 1.9% disagreed.

59.3% of them strongly agreed that the pedagogical courses helped them in planning for their classroom teaching whereas 33.3% of them agreed and 5.6% of them were neutral and 1.9% of them disagreed.

66.7% of them strongly agreed that the different methodologies studied and practiced in the college made them an effective teacher whereas 31.5% of them agreed and 1.9% of them were neutral.

53.7% of them strongly agreed that they were inspired to use ICT in my teaching-learning process whereas 40.7% of them agreed and 5.6% of them were neutral.


51.9% of them strongly agreed that TET preparatory course, Soft Skills Development and Modern Theatre Skills were helpful to meet the contemporary professional requirements whereas 29.6% of them agreed and 14.8% of them were neutral, 1.9% of them disagreed the same.

53.7% of them strongly agreed that Electives offered widened my knowledge as a teacher whereas 44.4% of them agreed and 1.9% of them were neutral.

55.6% of them strongly agreed that Yoga training reminds me to care of my physical health whereas 27.8% of them agreed and 11.1% of them were neutral, 3.7% of them were disagreed and 1.9% of them strongly disagreed.

59.3% of them strongly agreed that the arts and craft taught in the college inspired me to do teaching aids creatively whereas 37% of them agreed and 3.7% of them were neutral.

63% of them strongly agreed that the experience that they gained by organizing various programmes in the college helped them to organize any programme in my school whereas 31% of them agreed, 31.5% of them were neutral and 5.6% of them disagreed.


Principal
St. Xavier's College of Education
(Autonomous)
Palayambottal - 627 002

CURRICULUM FEEDBACK BY ALUMNI (2018-2019)

Question 1

		Frequency	Percent
Valid	3	1	1.9
	4	9	16.7
	5	44	81.5
	Total	54	100.0

Question 2

		Frequency	Percent
Valid	3	3	5.6
	4	18	33.3
	5	33	61.1
	Total	54	100.0

Question 3

		Frequency	Percent
Valid	2	1	1.9
	3	2	3.7
	4	17	31.5
	5	34	63.0
	Total	54	100.0

Question 4

		Frequency	Percent
Valid	3	2	3.7
	4	14	25.9
	5	38	70.4
	Total	54	100.0

Question 5

		Frequency	Percent
Valid	2	1	1.9
	3	2	3.7
	4	19	35.2
	5	32	59.3
	Total	54	100.0

Question 6

		Frequency	Percent
Valid	2	1	1.9
	3	2	3.7
	4	16	29.6
	5	35	64.8
	Total	54	100.0

Question 7

		Frequency	Percent
Valid	2	1	1.9
	3	3	5.6
	4	18	33.3
	5	32	59.3
	Total	54	100.0

Question 8

		Frequency	Percent
Valid	2	1	1.9
	4	17	31.5
	5	36	66.7
	Total	54	100.0

Question 9

		Frequency	Percent
Valid	3	3	5.6
	4	22	40.7
	5	29	53.7
	Total	54	100.0

Question 10

		Frequency	Percent
Valid	1	1	1.9
	2	1	1.9
	3	8	14.8
	4	16	29.6
	5	28	51.9
	Total	54	100.0

Question 11

		Frequency	Percent
Valid	3	1	1.9
	4	24	44.4
	5	29	53.7
	Total	54	100.0

Question 12

		Frequency	Percent
Valid	1	1	1.9
	2	2	3.7
	3	6	11.1
	4	15	27.8
	5	30	55.6
	Total	54	100.0

Question 13

		Frequency	Percent
Valid	3	2	3.7
	4	20	37.0
	5	32	59.3
	Total	54	100.0

Question 14

		Frequency	Percent
Valid	3	3	5.6
	4	17	31.5
	5	34	63.0
	Total	54	100.0



Principal
St. Xavier's College of Education
(Autonomous)
Velayankottai - 627 002



ST. XAVIER'S COLLEGE OF EDUCATION (AUTONOMOUS)

[Re-accredited (3rd Cycle) at 'A' Grade by NAAC with CGPA: 3.67]

PALAYAMKOTTAI – 627 002, TAMIL NADU, INDIA

FEEDBACK FROM INTERNSHIP SCHOOL 2018-2019

90% of internship school headmasters strongly agreed that the teacher trainees from St. Xavier's College of Education have the ability to contribute to the goal of the school whereas 10% of them agreed the same.

70% of them strongly agreed that the trainees have good technical knowledge and are familiar in handling the modern technology in their classroom whereas 30% of them agreed the same.

66.7% of them strongly agreed that the trainees have the ability to manage the problematic students effectively but 33.3% of them agreed.

76.7% of them strongly agreed that the trainees have the ability to organise any programme in a creative manner whereas 23.3% of them agreed.

63.3% of them strongly agreed that the trainees have very good communication skills in English and Tamil but 36.7 % of them agreed.

56.7% and 43.3% of them strongly agreed and agreed that the trainees are ready to work beyond schedule if required respectively.

66.7% and 33.3% of them strongly agreed that the trainees have very good rapport with senior teachers respectively.

63.3% and 36.7% of them strongly agreed that the trainees are interested in social activities and voluntarily support for the needy respectively.

46.7% and 53.3% of them strongly agreed that the trainees are competent in their teaching profession respectively.

66.7% and 33.3% of them strongly agreed that the trainees are compassionate towards the simple and lovely students respectively

63.3% and 36.7% of them strongly agreed that the methodology followed by them kindle the learning of the students.


73.3%, 23.3% and 3.3% of them strongly agreed, agreed and neutral that the trainees produce cent percentage results in first term examinations respectively.

73.3%, 23.3% and 3.3% of them strongly agreed, agreed and neutral that the trainees produce cent percentage results in first term examinations respectively.

80% and 20% of them strongly agreed and agreed that the trainees are punctual to the school and classroom respectively.

76.7% and 23.3% of them strongly agreed and agreed that the trainees are obedient and truthful to the management.

70%, 26.7% and 3.3% of them strongly agreed, agreed and neutral that there was a lot of changes are experienced in the personality every day.


Principal
St. Xavier's College of Education
(Autonomous)
Palayamkottai - 627 002

Curriculum Feedback from Internship Schools (2018-2019)

Question1					
		Frequency	Percent	Valid Percent	Cumulative Percent
Valid	4	3	10.0	10.0	10.0
	5	27	90.0	90.0	100.0
	Total	30	100.0	100.0	

Question2					
		Frequency	Percent	Valid Percent	Cumulative Percent
Valid	4	9	30.0	30.0	30.0
	5	21	70.0	70.0	100.0
	Total	30	100.0	100.0	

Question3					
		Frequency	Percent	Valid Percent	Cumulative Percent
Valid	4	10	33.3	33.3	33.3
	5	20	66.7	66.7	100.0
	Total	30	100.0	100.0	

Question4					
		Frequency	Percent	Valid Percent	Cumulative Percent
Valid	4	7	23.3	23.3	23.3
	5	23	76.7	76.7	100.0
	Total	30	100.0	100.0	

Question5					
		Frequency	Percent	Valid Percent	Cumulative Percent
Valid	4	11	36.7	36.7	36.7
	5	19	63.3	63.3	100.0
	Total	30	100.0	100.0	

Question6					
		Frequency	Percent	Valid Percent	Cumulative Percent
Valid	4	13	43.3	43.3	43.3
	5	17	56.7	56.7	100.0
	Total	30	100.0	100.0	

Question7					
		Frequency	Percent	Valid Percent	Cumulative Percent
Valid	4	10	33.3	33.3	33.3
	5	20	66.7	66.7	100.0
	Total	30	100.0	100.0	

Question8					
		Frequency	Percent	Valid Percent	Cumulative Percent
Valid	4	11	36.7	36.7	36.7
	5	19	63.3	63.3	100.0
	Total	30	100.0	100.0	

Question9					
		Frequency	Percent	Valid Percent	Cumulative Percent
Valid	4	16	53.3	53.3	53.3
	5	14	46.7	46.7	100.0
	Total	30	100.0	100.0	

Question10					
		Frequency	Percent	Valid Percent	Cumulative Percent
Valid	4	10	33.3	33.3	33.3
	5	20	66.7	66.7	100.0
	Total	30	100.0	100.0	


Question11					
		Frequency	Percent	Valid Percent	Cumulative Percent
Valid	4	11	36.7	36.7	36.7
	5	19	63.3	63.3	100.0
	Total	30	100.0	100.0	

Question12					
		Frequency	Percent	Valid Percent	Cumulative Percent
Valid	3	1	3.3	3.3	3.3
	4	7	23.3	23.3	26.7
	5	22	73.3	73.3	100.0
	Total	30	100.0	100.0	

Question13					
		Frequency	Percent	Valid Percent	Cumulative Percent
Valid	4	6	20.0	20.0	20.0
	5	24	80.0	80.0	100.0
	Total	30	100.0	100.0	

Question14					
		Frequency	Percent	Valid Percent	Cumulative Percent
Valid	4	7	23.3	23.3	23.3
	5	23	76.7	76.7	100.0
	Total	30	100.0	100.0	

Question15					
		Frequency	Percent	Valid Percent	Cumulative Percent
Valid	3	1	3.3	3.3	3.3
	4	8	26.7	26.7	30.0
	5	21	70.0	70.0	100.0
	Total	30	100.0	100.0	


Principal
St. Xavier's College of Education
(Autonomous)
Palayamkottai - 627 002



ST. XAVIER'S COLLEGE OF EDUCATION (AUTONOMOUS)

[Re-accredited (3rd Cycle) at 'A' Grade by NAAC with CGPA: 3.67]

PALAYAMKOTTAI – 627 002, TAMIL NADU, INDIA

ACTION TAKEN REPORT BASED ON THE CURRICULUM FEEDBACK

Academic Year: 2018-19

Every year feedback is collected from all the students, teachers, employers, internship schools, and alumni are collected and analysed. In 2018-19 the feedback was collected from the stakeholders and analysed. Some of the highlights of the report are:

01. Students

a) Structured Feedback

More than 60% of the students appreciated the syllabus that confirmed that they have developed knowledge and competencies, expected of a teacher.

41.3 % of students agreed that the add-on courses/TET Examination helped create interest towards teaching profession.

b) Oral feedback

Most of the students stated that the topics in the higher education syllabus were repeated in philosophical foundations of education and suggested to remove them from the electives and offer another elective in the programme.

As the second semester is loaded with eight papers, one elective paper may be shifted from II semester to I semester.

02. Alumni

From the analyses of the report, more than 80% of the alumni strongly agreed that the curriculum of the college provided the basic knowledge required of a teacher. They expressed a high degree of satisfaction about the curriculum and requested to go ahead with the same curriculum.

03. Employers

From the analysis of the report, 90% of the employers were satisfied with the curriculum and appreciated that the syllabus was need based and updated respectively.

04. Internship school Headmasters


After analyzing the feedback report from internship school headmasters, it was found that 90% of internship school headmasters appreciated our teacher trainees that the later had the ability to contribute to the goal of the school. They too appreciated the syllabus and the curricular activities of our college.

05. Teaching Faculty

From the feedback of the teaching faculty, it was found that most of the faculties were satisfied with the syllabus, class hours, credits allotted for their course. However they have also suggested some topics to be added in the course.

Action Taken Report

- Based on the recommendations of the students, the elective on 'Higher Education' was removed from the syllabus.
- The electives on 'Human Rights and Duties Education/ Library Information Science and Management/ Value Education' were shifted to first semester.


Principal
St. Xavier's College of Education
(Autonomous)
Palayamkottai - 627 002



ST. XAVIER'S COLLEGE OF EDUCATION (AUTONOMOUS)

[Re-accredited (3rd Cycle) at 'A' Grade by NAAC with CGPA: 3.67]

PALAYAMKOTTAI – 627 002, TIRUNELVELI, TAMIL NADU, INDIA

CURRICULUM FEEDBACK FROM STUDENTS

Academic Year: 2019-20

- 63.2 % of students agreed that the objectives stated for each course is relevant.
- 63.2 % of students strongly agreed that the syllabi of the courses that they studied in this semester help to develop knowledge and competencies expected for a teacher.
- 57.9 % of students agreed that the units are relevant to the course title.
- 57.9 % of students agreed that the allocation of the credits to the courses was adequate.
- 52.6 % of students agreed that the content of the courses leads them to go for self-learning.
- 48.4 % of students agreed that the practicum designed for each of the courses was relevant to the syllabus.
- 58.9 % of students agreed that the books prescribed as reference are relevant, updated and appropriate.
- 49.5 % of students agreed that the curriculum has a good balance between theory and practicum.
- 57.9 % of students agreed that the philosophical foundations of education course help them to understand the philosophical background of education.
- 55.8 % of students strongly agreed that the educational psychology provides them a basic knowledge to understand the individual differences among students and guide them properly.
- 44.2 % of students strongly agreed that the pedagogy courses enrich their interest in teaching.
- 55.8 % of students agreed that through pedagogy courses, they have been trained for a logical preparation and presentation of content in the classroom.

- 51.6 % of students agreed that the electives offered in this semester were relevant to the teaching profession.
- 53.7 % of students agreed that the SELP Course enabled them to communicate in English.
- 56.8 % of students agreed that the creative crafts course helps them in developing their creativity and increases the aesthetic sense.
- 54.7 % of students agreed that the course 'Yoga Education and Practice' helps them to have good physical health.



Principal

St. Xavier's College of Education
(Autonomous)
Palayamkottai - 627 002



ST. XAVIER'S COLLEGE OF EDUCATION (AUTONOMOUS)
[Re-accredited (3rd Cycle) at 'A' Grade by NAAC with CGPA: 3.67]
PALAYAMKOTTAI – 627 002, TIRUNELVELI, TAMIL NADU, INDIA.

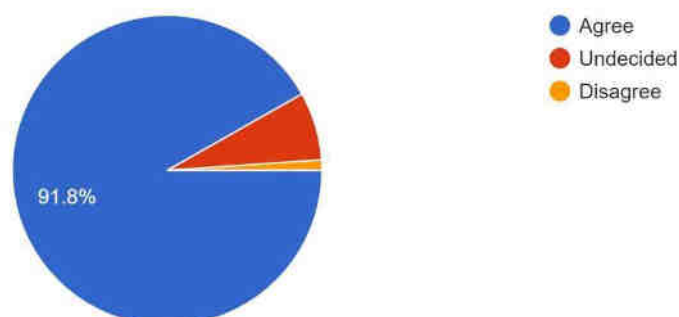
Student Satisfaction Survey for Even Semester – 2019-2020

Insights



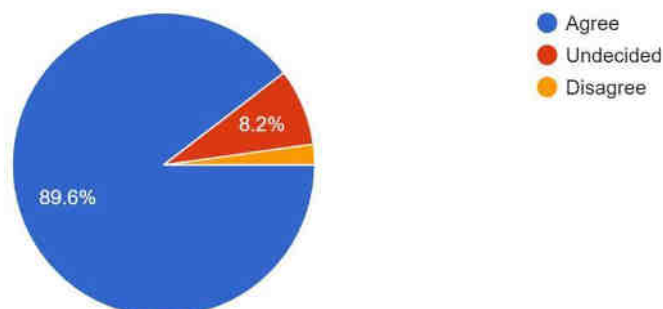
1. The courses of this semester are suitable for the teaching profession.

183 responses



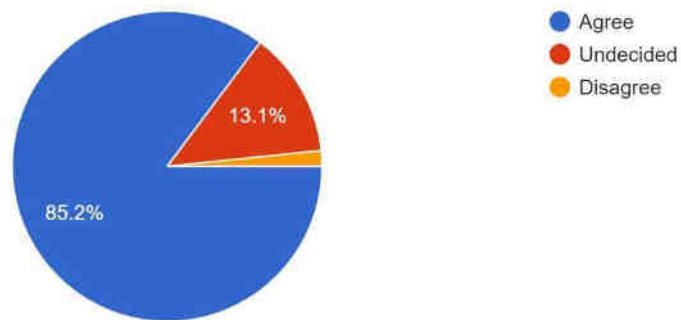
2. The syllabus was uploaded in the college website on time.

183 responses



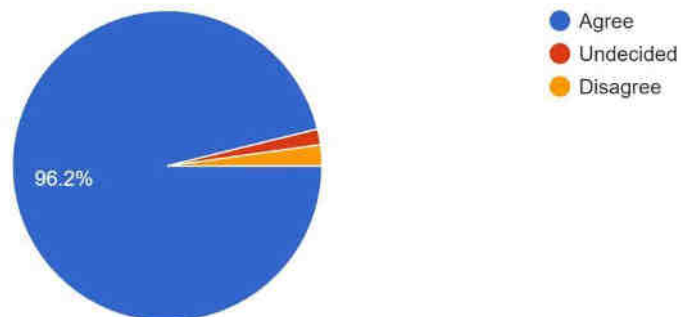
3. The syllabus of each course matches with credits and time.

183 responses



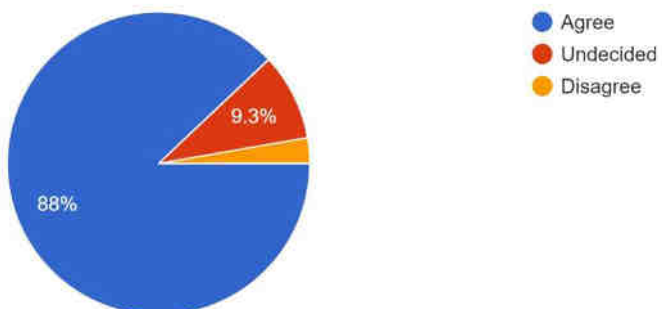
4. The visit to special schools helped me understand the feelings of exceptional children.

183 responses



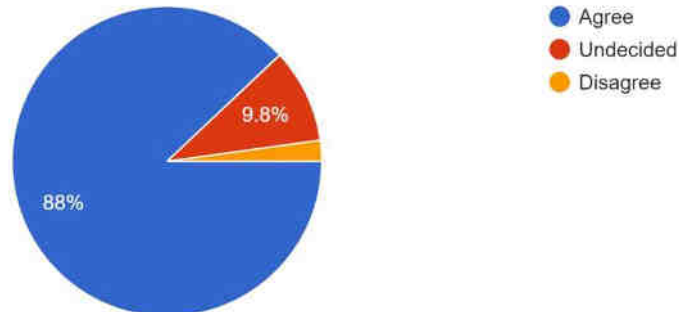
5. The parent-teacher meeting was useful for developing smooth relationship between management and parents.

183 responses



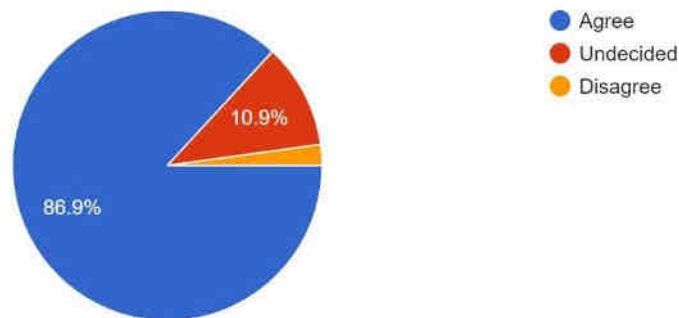
6. The Extension activity such as MOTESC/Social Project helped me in developing awareness on the society.

183 responses



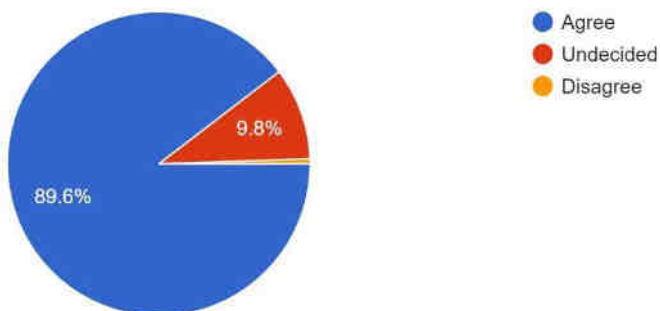
7. The teacher educators were well prepared for every class.

183 responses



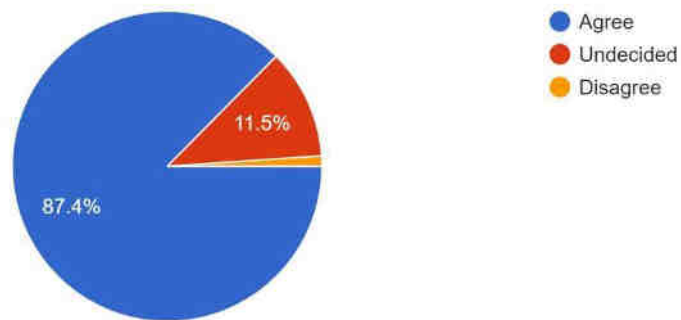
8. The teacher educators encouraged discussions and responded to questions.

183 responses



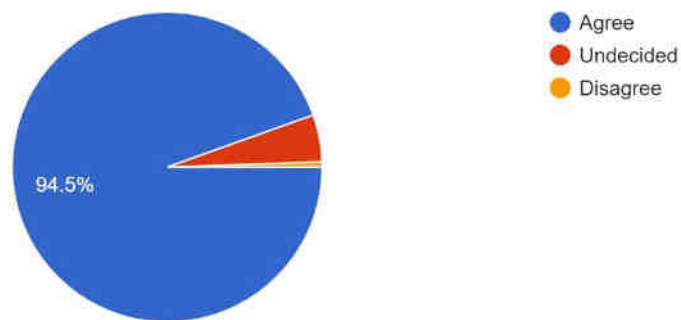
9. The teacher educators showed in-depth knowledge of the subject.

183 responses



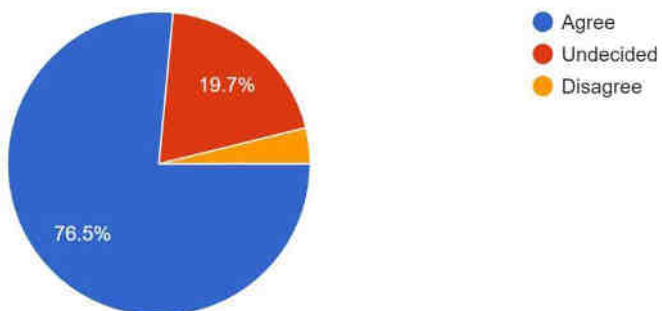
10. The teacher educators used a variety of instructional methods to teach the subjects.(e.g. group discussions, ppt & videos)

183 responses



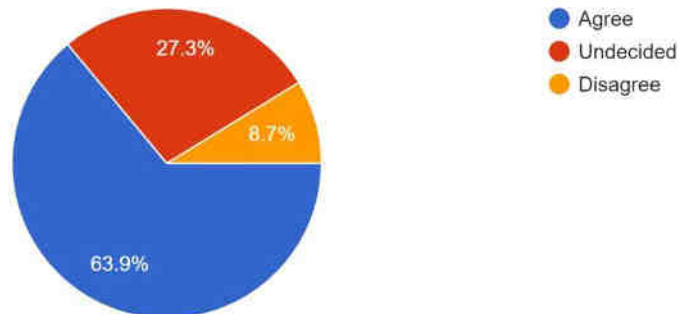
11. Lectures through video conferencing was very interesting and more useful.

183 responses



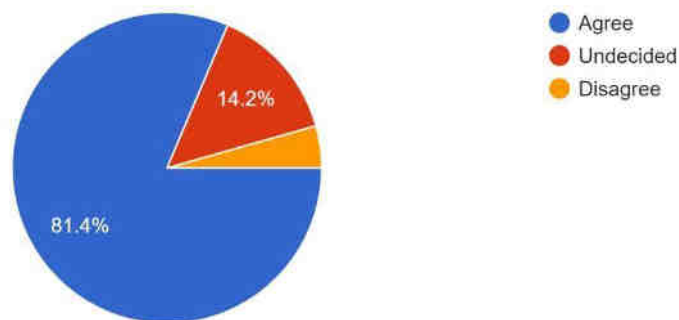
12. The online classes during COVID-19 taken by our professors were useful for me to prepare for the exams.

183 responses



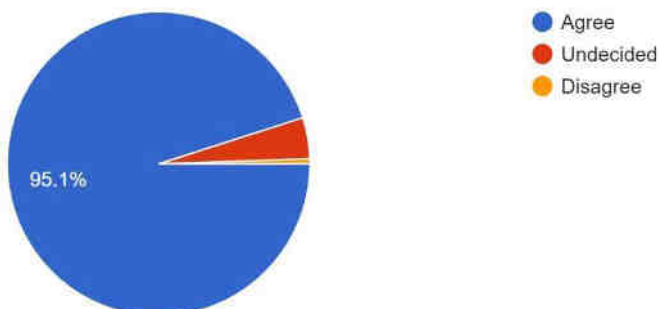
13. The online test conducted by teacher educators helped me check my progress in learning.

183 responses



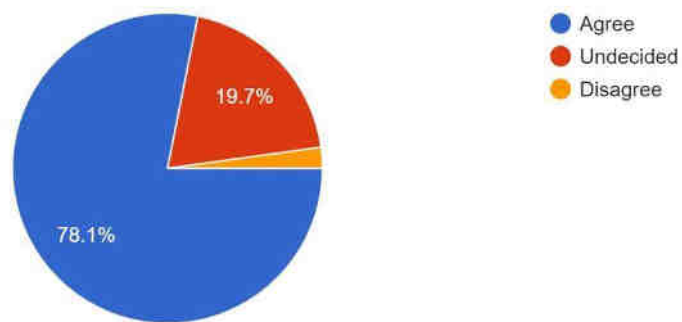
14. The continuous internal assessment assisted me to prepare for semester examination.

183 responses



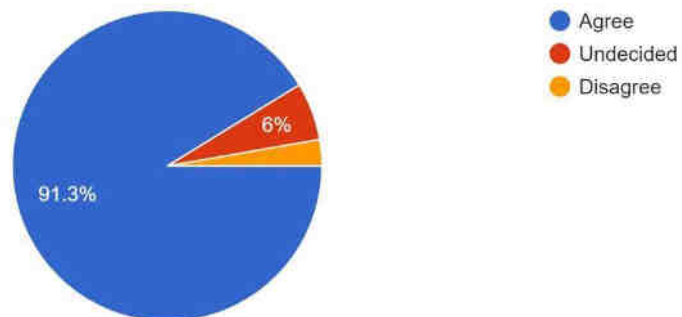
15. The evaluation of the internal papers by teacher educators was unbiased.

183 responses



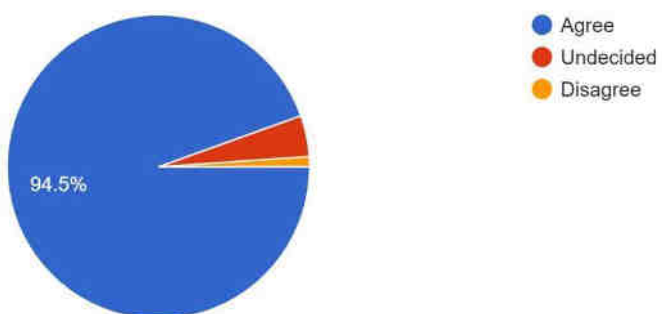
16. The assignment topics were given on time.

183 responses



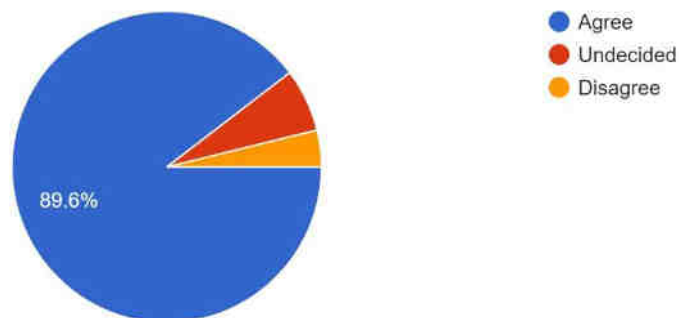
17. The deadline given for submission of assignments and practicum/Project was reasonable.

183 responses



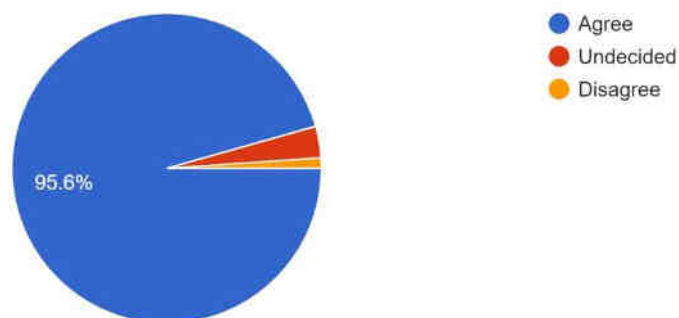
18. There were relevant books in the library to complete my assignments and practicum.

183 responses



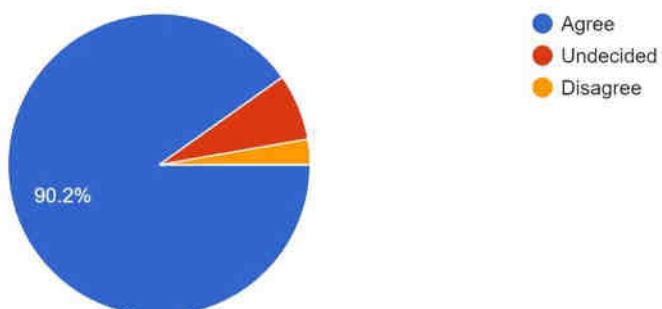
19. The various awareness programme organized in our college facilitated my knowledge about society.

183 responses



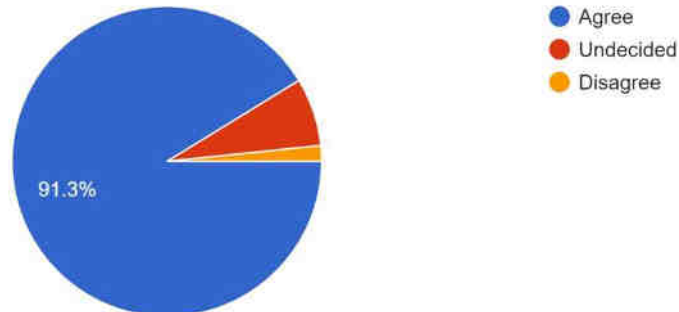
20. 'Teacher of the Month' offered a chance to listen to the experiences of the senior teachers which would be useful in the future.

183 responses



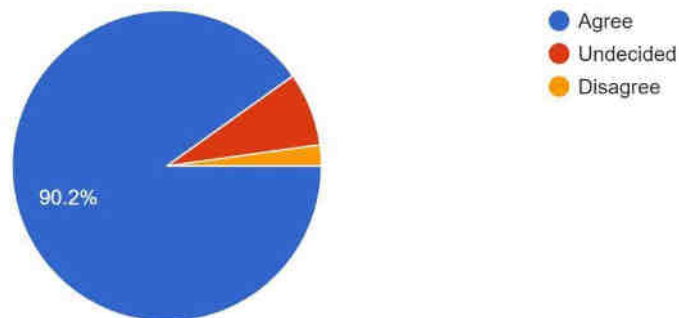
21. The morning assembly organized on every Monday provided me a chance to address the peer group.

183 responses



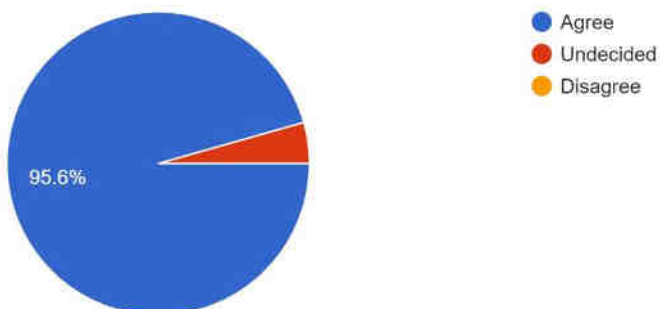
22. The daily assembly through public addressing system motivated to grow in deeper spirituality.

183 responses

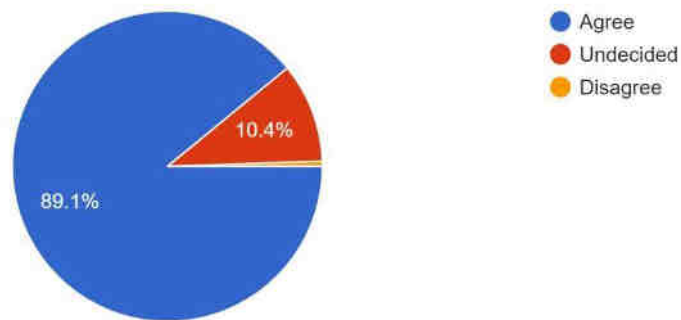


23. Celebrations of festivals of all religions developed deeper understanding about other religions.

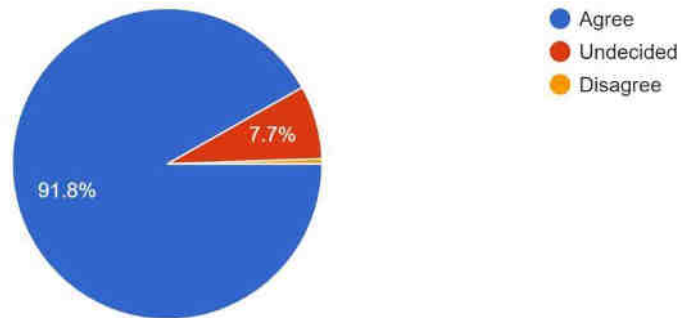
183 responses



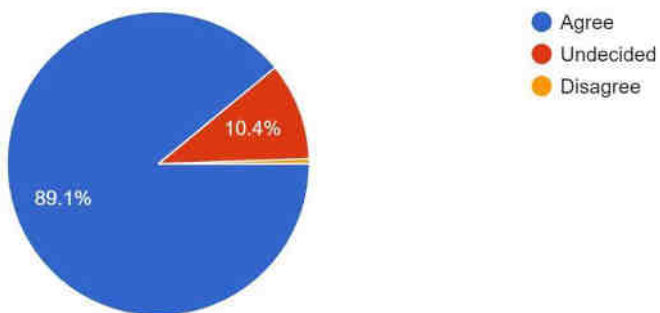
24. The intramural competitions helped me identify my innate potentials.
183 responses



25. The intramural competitions enriched my self confidence and avoid stage fear.
183 responses

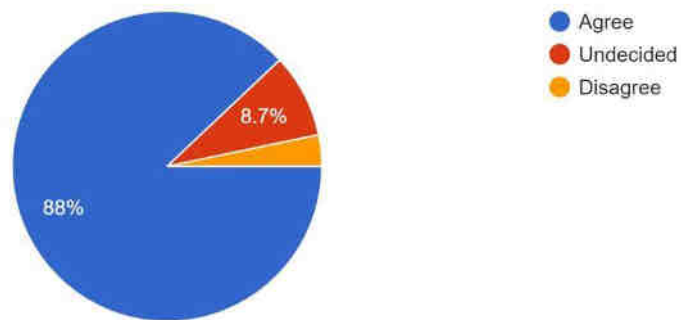


26. Tutor-ward system aided to get guidance from the tutor by sharing personal problems.
183 responses



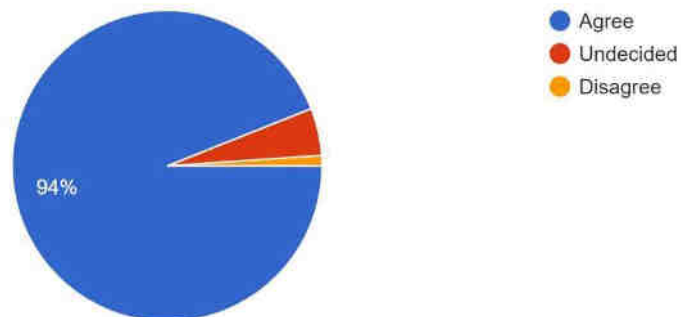
27. The Scheme 'One rupee a day' motivated me to help the needy people.

183 responses



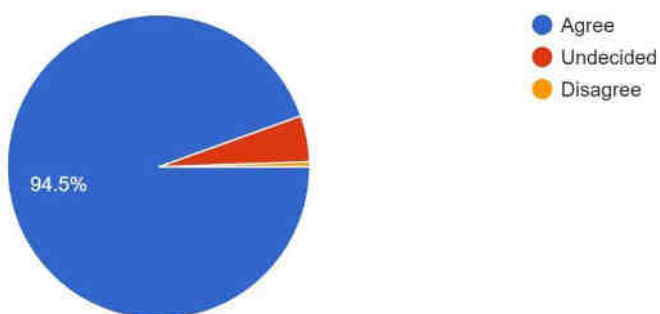
28. The whole programme developed my ability to interact with other students.

183 responses



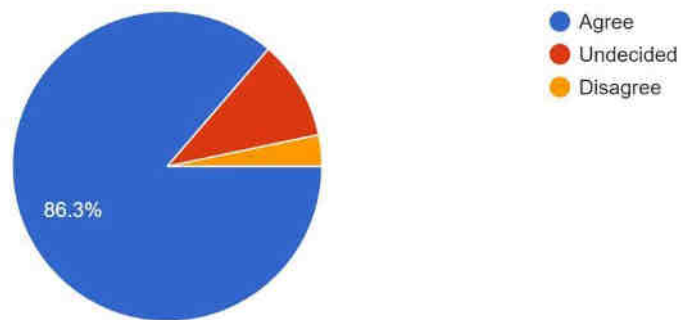
29. The programme provided guidance on how to become a competent teacher.

183 responses



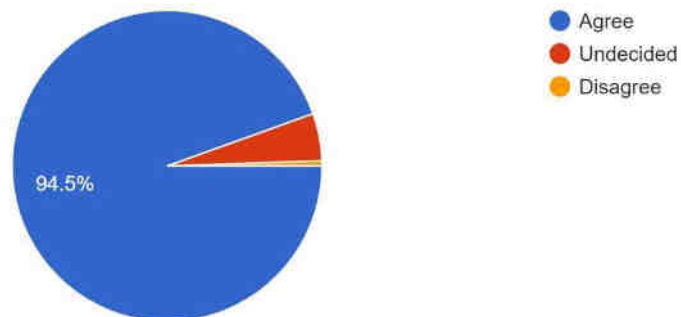
30. The programme developed my English language.

183 responses



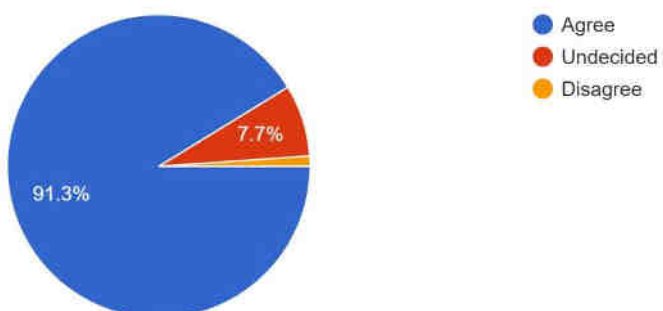
31. The programme helped me improve my teaching skills.

183 responses

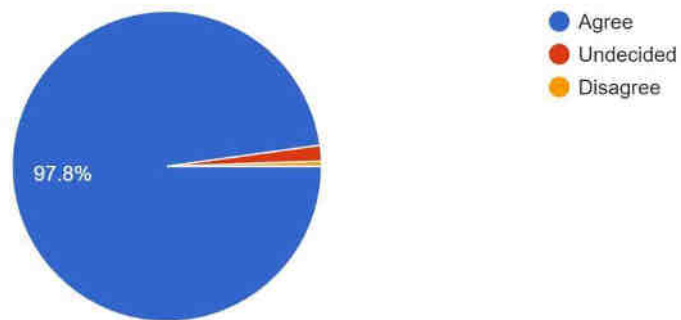


32. The programme helped me conceptualize and present my ideas in an artistic and logical way.

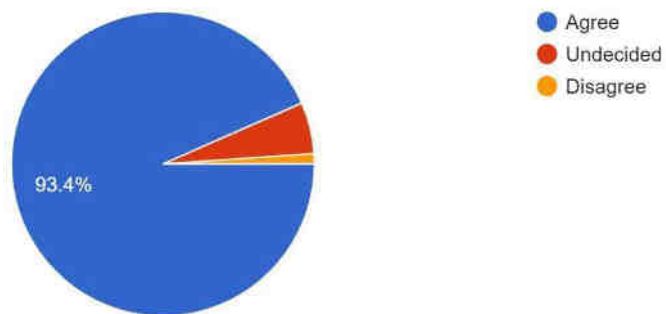
183 responses



33. The programme helped me understand the basic values involved in teaching profession.
183 responses



34. The programme developed my communication and presentation skills.
183 responses





St. Xavier's College of Education (Autonomous)

[Re-accredited (3rd Cycle) at 'A' Grade by NAAC with CGPA: 3.67]

Palayamkottai, Tirunelveli – 627002, Tamil Nadu, India

FACULTY FEEDBACK ON CURRICULUM 2019-20

It is inferred from the feedback of the faculty, 15 of them agreed that the system followed in the college for designing and developing curriculum is effective.

16 of them strongly agreed that the curriculum and syllabus were well organized and suitable to the programme.

90% of them agreed that the curriculum had a good balance between theory and practical.

85% of the faculty felt that the syllabus was suitable and need based to the course that they handle.

Most of the faculty members (90%) agreed that the aims and objectives of the syllabi were well defined and clear to teachers.

85% of them strongly agreed that the learning objectives were clear and appropriate to the programme.

90% of the faculties strongly agreed that the syllabus of the subject increased their knowledge and perspective in the subject area.

90% of the staff members were highly satisfied with the updation of the curriculum, distribution of contact hours for the course and the time allotted for the same.

80% of the faculty strongly agreed that the students were interested in the course as they found the syllabus was useful for them.

83% of the faculty highly appreciated the electives offered and the reference books mentioned in the syllabus were relevant for teaching profession.

Principal

St. Xavier's College of Education
(Autonomous)
Palayamkottai - 627 002



ST. XAVIER'S COLLEGE OF EDUCATION (AUTONOMOUS)

[Re-accredited (3rd Cycle) at 'A' Grade by NAAC with CGPA: 3.67]

PALAYAMKOTTAI – 627 002, TAMIL NADU, INDIA

Curriculum feedback by Alumni 2019-20

86% of the alumni strongly agreed that the curriculum of the college provided the basic knowledge required for a teacher whereas 14% of them agreed the same.

67.4% of them strongly agreed that the learning experiences gained in the college is useful to their career whereas 32.6% of them agreed the same.

72.1% of them strongly agreed that the intensive English training had laid the foundation for their language efficiency whereas 25.6% of them agreed and 2.3% of them were neutral.

67.4% of them strongly agreed that the micro teaching practice helped me to become an effective teacher and 30.2% of them agreed and 2.3% of them were neutral.

53.5% of them strongly agreed that the pronunciation was improved due to tongue twister practices whereas 41.9% of them agreed, 4.7% of them were neutral and 1.9% of them disagreed the same.

72.1% of them strongly agreed that the course on 'Educational Psychology' helped them to understand their students properly whereas 25.6% of them agreed, 2.3 % of them were neutral.

67.4% of them strongly agreed that the pedagogical courses helped them in planning for their classroom teaching whereas 30.2% of them were agreed and 2.3% of them were neutral.

69.8% of them strongly agreed that the different methodologies studied and practiced in the college made them an effective teacher whereas 27.9% of them agreed and 2.3% of them were neutral.

55.8% of them strongly agreed that they were inspired to use ICT in my teaching-learning process whereas 39.5% of them were agreed, 2.3% were neutral and 2.3 % of them disagreed the same.

60.5 % of them strongly agreed that TET preparatory course, Soft Skills Development and Modern Theatre Skills were helpful to meet the contemporary professional requirements whereas


23.3% of them were agreed and 9.3% of them were neutral, 2.3 % of them disagreed and 4.7% strongly disagreed the same.

62.8% of them strongly agreed that the Electives offered widened my knowledge as a teacher whereas 34.9% of them agreed and 2.3% of them were neutral.

41.9% of them strongly agreed that Yoga training reminds them to care of their physical health whereas 39.5% of them agreed and 14% of them were neutral, 2.3% of them disagreed and 2.3% of them strongly disagreed.

5% of them strongly agreed that the arts and craft taught in the college inspired them to do teaching aids creatively whereas 32.6% of them agreed and 4.7% of them were neutral and 2.3% of them disagreed the same.

79.1% of them strongly agreed that the experience that they gained by organizing various programmes in the college helped them to organize any programme in my school whereas 18.6% of them agreed, 2.3% of them were neutral.


Principal
St. Xavier's College of Education
(Autonomous)
Palayamkottai - 627 002

Curriculum Feedback (Alumni 2019-2020)

Question 1					
		Frequency	Percent	Valid Percent	Cumulative Percent
Valid	4	6	14.0	14.0	14.0
	5	37	86.0	86.0	100.0
	Total	43	100.0	100.0	

Question2					
		Frequency	Percent	Valid Percent	Cumulative Percent
Valid	4	14	32.6	32.6	32.6
	5	29	67.4	67.4	100.0
	Total	43	100.0	100.0	

Question3					
		Frequency	Percent	Valid Percent	Cumulative Percent
Valid	3	1	2.3	2.3	2.3
	4	11	25.6	25.6	27.9
	5	31	72.1	72.1	100.0
	Total	43	100.0	100.0	

Question4					
		Frequency	Percent	Valid Percent	Cumulative Percent
Valid	1	1	2.3	2.3	2.3
	4	13	30.2	30.2	32.6
	5	29	67.4	67.4	100.0
	Total	43	100.0	100.0	

Question5					
		Frequency	Percent	Valid Percent	Cumulative Percent
Valid	3	2	4.7	4.7	4.7
	4	18	41.9	41.9	46.5
	5	23	53.5	53.5	100.0
	Total	43	100.0	100.0	

Question6					
		Frequency	Percent	Valid Percent	Cumulative Percent
Valid	3	1	2.3	2.3	2.3
	4	11	25.6	25.6	27.9
	5	31	72.1	72.1	100.0
	Total	43	100.0	100.0	

Question7					
		Frequency	Percent	Valid Percent	Cumulative Percent
Valid	3	1	2.3	2.3	2.3
	4	13	30.2	30.2	32.6
	5	29	67.4	67.4	100.0
	Total	43	100.0	100.0	

Question8					
		Frequency	Percent	Valid Percent	Cumulative Percent
Valid	3	1	2.3	2.3	2.3
	4	12	27.9	27.9	30.2
	5	30	69.8	69.8	100.0
	Total	43	100.0	100.0	

Question9					
		Frequency	Percent	Valid Percent	Cumulative Percent
Valid	1	1	2.3	2.3	2.3
	3	1	2.3	2.3	4.7
	4	17	39.5	39.5	44.2
	5	24	55.8	55.8	100.0
	Total	43	100.0	100.0	


Question10					
		Frequency	Percent	Valid Percent	Cumulative Percent
Valid	1	2	4.7	4.7	4.7
	2	1	2.3	2.3	7.0
	3	4	9.3	9.3	16.3
	4	10	23.3	23.3	39.5
	5	26	60.5	60.5	100.0
	Total	43	100.0	100.0	

Question11					
		Frequency	Percent	Valid Percent	Cumulative Percent
Valid	3	1	2.3	2.3	2.3
	4	15	34.9	34.9	37.2
	5	27	62.8	62.8	100.0
	Total	43	100.0	100.0	

Question12					
		Frequency	Percent	Valid Percent	Cumulative Percent
Valid	1	1	2.3	2.3	2.3
	2	1	2.3	2.3	4.7
	3	6	14.0	14.0	18.6
	4	17	39.5	39.5	58.1
	5	18	41.9	41.9	100.0
	Total	43	100.0	100.0	

Question13					
		Frequency	Percent	Valid Percent	Cumulative Percent
Valid	2	1	2.3	2.3	2.3
	3	2	4.7	4.7	7.0
	4	14	32.6	32.6	39.5
	5	26	60.5	60.5	100.0
	Total	43	100.0	100.0	

Question14					
		Frequency	Percent	Valid Percent	Cumulative Percent
Valid	2	1	2.3	2.3	2.3
	4	8	18.6	18.6	20.9
	5	34	79.1	79.1	100.0
	Total	43	100.0	100.0	


Principal
St. Xavier's College of Education
(Autonomous)
Palayamkottai - 627 002



ST. XAVIER'S COLLEGE OF EDUCATION (AUTONOMOUS)

[Re-accredited (3rd Cycle) at 'A' Grade by NAAC with CGPA: 3.67]

PALAYAMKOTTAI – 627 002, TAMIL NADU, INDIA

ACTION TAKEN REPORT BASED ON THE CURRICULUM FEEDBACK

Academic Year: 2019-20

Every year feedback is collected from all the students, teachers, employers, internship schools, alumni are collected and analysed. In 2019-20 the feedback was collected from the stakeholders and analysed. Some of the highlights of the report are

01. Students

a. Structured Feedback

- More than 60% of the students appreciated the syllabus that confirmed that they have developed knowledge and competencies, expected of a teacher.
- 44.2 % of students strongly agreed that the pedagogy courses enrich their interest in teaching.

Oral feedback

Nearly 50% of the students stated that in the philosophical foundations of education, unit IV and Unit V were overloaded.

Computer programming language 'Python' was to be added in the computer science syllabus.

02. Alumni

From the analyses of the report, more than 80% of the alumni strongly agreed that the curriculum of the college provided the basic knowledge required of a teacher. They expressed a high degree of satisfaction about the curriculum and requested to go ahead with the same curriculum.

03. Employers

From the analysis of the report, 90% of the employers were satisfied with the curriculum and appreciated that the syllabus was need based and updated respectively.

04. Internship school Headmasters


After analyzing the feedback report from internship school headmasters, it was found that 90% of internship school headmasters appreciated our teacher trainees that the later had the ability to contribute to the goal of the school. They too appreciated the syllabus and the curricular activities of our college.

05. Teaching Faculty

From the feedback of the teaching faculty, it was found that most of the faculties were satisfied with the syllabus, class hours, credits allotted for their course. However they have also suggested some topics to be added in the course.

Action Taken Report

- Based on the recommendations of the students, some of the topics were removed from IV and V unit of 'Philosophical Foundations of Education' syllabus.
- Computer programming language 'Python' was added in the computer science syllabus.
- The new topics suggested by the faculties were added in the syllabus.


Principal
St. Xavier's College of Education
(Autonomous)
Palayamkottai - 627 002



St. Xavier's College of Education (Autonomous)

[Re-accredited (3rd Cycle) at 'A' Grade by NAAC with CGPA: 3.67]

Palayamkottai, Tirunelveli – 627002. Tamil Nadu, India

FACULTY FEEDBACK ON CURRICULUM 2019-20

It is inferred from the feedback of the faculty, 15 of them agreed that the system followed in the college for designing and developing curriculum is effective.

16 of them strongly agreed that the curriculum and syllabus were well organized and suitable to the programme.

90% of them agreed that the curriculum had a good balance between theory and practical.

85% of the faculty felt that the syllabus was suitable and need based to the course that they handle.

Most of the faculty members (90%) agreed that the aims and objectives of the syllabi were well defined and clear to teachers.

85% of them strongly agreed that the learning objectives were clear and appropriate to the programme.

90% of the faculties strongly agreed that the syllabus of the subject increased their knowledge and perspective in the subject area.

90% of the staff members were highly satisfied with the updation of the curriculum, distribution of contact hours for the course and the time allotted for the same.

80% of the faculty strongly agreed that the students were interested in the course as they found the syllabus was useful for them.

83% of the faculty highly appreciated the electives offered and the reference books mentioned in the syllabus were relevant for teaching profession.

Principal

**St. Xavier's College of Education
(Autonomous)
Palayamkottai - 627 002**



ST. XAVIER'S COLLEGE OF EDUCATION (AUTONOMOUS)

[Re-accredited (3rd Cycle) at 'A' Grade by NAAC with CGPA: 3.67]

PALAYAMKOTTAI – 627 002, TAMIL NADU, INDIA

Curriculum feedback by Alumni 2019-20

86% of the alumni strongly agreed that the curriculum of the college provided the basic knowledge required for a teacher whereas 14% of them agreed the same.

67.4% of them strongly agreed that the learning experiences gained in the college is useful to their career whereas 32.6% of them agreed the same.

72.1% of them strongly agreed that the intensive English training had laid the foundation for their language efficiency whereas 25.6% of them agreed and 2.3% of them were neutral.

67.4% of them strongly agreed that the micro teaching practice helped me to become an effective teacher and 30.2% of them agreed and 2.3% of them were neutral.

53.5% of them strongly agreed that the pronunciation was improved due to tongue twister practices whereas 41.9% of them agreed, 4.7% of them were neutral and 1.9% of them disagreed the same.

72.1% of them strongly agreed that the course on 'Educational Psychology' helped them to understand their students properly whereas 25.6% of them agreed, 2.3 % of them were neutral.

67.4% of them strongly agreed that the pedagogical courses helped them in planning for their classroom teaching whereas 30.2% of them were agreed and 2.3% of them were neutral.

69.8% of them strongly agreed that the different methodologies studied and practiced in the college made them an effective teacher whereas 27.9% of them agreed and 2.3% of them were neutral.

55.8% of them strongly agreed that they were inspired to use ICT in my teaching-learning process whereas 39.5% of them were agreed, 2.3% were neutral and 2.3 % of them disagreed the same.

60.5 % of them strongly agreed that TET preparatory course, Soft Skills Development and Modern Theatre Skills were helpful to meet the contemporary professional requirements whereas


23.3% of them were agreed and 9.3% of them were neutral, 2.3 % of them disagreed and 4.7% strongly disagreed the same.

62.8% of them strongly agreed that the Electives offered widened my knowledge as a teacher whereas 34.9% of them agreed and 2.3% of them were neutral.

41.9% of them strongly agreed that Yoga training reminds them to care of their physical health whereas 39.5% of them agreed and 14% of them were neutral, 2.3% of them disagreed and 2.3% of them strongly disagreed.

5% of them strongly agreed that the arts and craft taught in the college inspired them to do teaching aids creatively whereas 32.6% of them agreed and 4.7% of them were neutral and 2.3% of them disagreed the same.

79.1% of them strongly agreed that the experience that they gained by organizing various programmes in the college helped them to organize any programme in my school whereas 18.6% of them agreed, 2.3% of them were neutral.


Principal
St. Xavier's College of Education
(Autonomous)
Palayamkottai - 627 002

Curriculum Feedback (Alumni 2019-2020)

Question 1					
		Frequency	Percent	Valid Percent	Cumulative Percent
Valid	4	6	14.0	14.0	14.0
	5	37	86.0	86.0	100.0
	Total	43	100.0	100.0	

Question2					
		Frequency	Percent	Valid Percent	Cumulative Percent
Valid	4	14	32.6	32.6	32.6
	5	29	67.4	67.4	100.0
	Total	43	100.0	100.0	

Question3					
		Frequency	Percent	Valid Percent	Cumulative Percent
Valid	3	1	2.3	2.3	2.3
	4	11	25.6	25.6	27.9
	5	31	72.1	72.1	100.0
	Total	43	100.0	100.0	

Question4					
		Frequency	Percent	Valid Percent	Cumulative Percent
Valid	1	1	2.3	2.3	2.3
	4	13	30.2	30.2	32.6
	5	29	67.4	67.4	100.0
	Total	43	100.0	100.0	

Question5					
		Frequency	Percent	Valid Percent	Cumulative Percent
Valid	3	2	4.7	4.7	4.7
	4	18	41.9	41.9	46.5
	5	23	53.5	53.5	100.0
	Total	43	100.0	100.0	

Question6					
		Frequency	Percent	Valid Percent	Cumulative Percent
Valid	3	1	2.3	2.3	2.3
	4	11	25.6	25.6	27.9
	5	31	72.1	72.1	100.0
	Total	43	100.0	100.0	

Question7					
		Frequency	Percent	Valid Percent	Cumulative Percent
Valid	3	1	2.3	2.3	2.3
	4	13	30.2	30.2	32.6
	5	29	67.4	67.4	100.0
	Total	43	100.0	100.0	

Question8					
		Frequency	Percent	Valid Percent	Cumulative Percent
Valid	3	1	2.3	2.3	2.3
	4	12	27.9	27.9	30.2
	5	30	69.8	69.8	100.0
	Total	43	100.0	100.0	

Question9					
		Frequency	Percent	Valid Percent	Cumulative Percent
Valid	1	1	2.3	2.3	2.3
	3	1	2.3	2.3	4.7
	4	17	39.5	39.5	44.2
	5	24	55.8	55.8	100.0
	Total	43	100.0	100.0	


Question10					
		Frequency	Percent	Valid Percent	Cumulative Percent
Valid	1	2	4.7	4.7	4.7
	2	1	2.3	2.3	7.0
	3	4	9.3	9.3	16.3
	4	10	23.3	23.3	39.5
	5	26	60.5	60.5	100.0
	Total	43	100.0	100.0	

Question11					
		Frequency	Percent	Valid Percent	Cumulative Percent
Valid	3	1	2.3	2.3	2.3
	4	15	34.9	34.9	37.2
	5	27	62.8	62.8	100.0
	Total	43	100.0	100.0	

Question12					
		Frequency	Percent	Valid Percent	Cumulative Percent
Valid	1	1	2.3	2.3	2.3
	2	1	2.3	2.3	4.7
	3	6	14.0	14.0	18.6
	4	17	39.5	39.5	58.1
	5	18	41.9	41.9	100.0
	Total	43	100.0	100.0	

Question13					
		Frequency	Percent	Valid Percent	Cumulative Percent
Valid	2	1	2.3	2.3	2.3
	3	2	4.7	4.7	7.0
	4	14	32.6	32.6	39.5
	5	26	60.5	60.5	100.0
	Total	43	100.0	100.0	

Question14					
		Frequency	Percent	Valid Percent	Cumulative Percent
Valid	2	1	2.3	2.3	2.3
	4	8	18.6	18.6	20.9
	5	34	79.1	79.1	100.0
	Total	43	100.0	100.0	


 Principal
 St. Xavier's College of Education
 (Autonomous)
 Palayamkottai - 627 002



ST. XAVIER'S COLLEGE OF EDUCATION (AUTONOMOUS)

[Re-accredited (3rd Cycle) at 'A' Grade by NAAC with CGPA: 3.67]

PALAYAMKOTTAI – 627 002, TAMIL NADU, INDIA

ACTION TAKEN REPORT BASED ON THE CURRICULUM FEEDBACK

Academic Year: 2019-20

Every year feedback is collected from all the students, teachers, employers, internship schools, alumni are collected and analysed. In 2019-20 the feedback was collected from the stakeholders and analysed. Some of the highlights of the report are

01. Students

a. Structured Feedback

- More than 60% of the students appreciated the syllabus that confirmed that they have developed knowledge and competencies, expected of a teacher.
- 44.2 % of students strongly agreed that the pedagogy courses enrich their interest in teaching.

Oral feedback

Nearly 50% of the students stated that in the philosophical foundations of education, unit IV and Unit V were overloaded.

Computer programming language 'Python' was to be added in the computer science syllabus.

02. Alumni

From the analyses of the report, more than 80% of the alumni strongly agreed that the curriculum of the college provided the basic knowledge required of a teacher. They expressed a high degree of satisfaction about the curriculum and requested to go ahead with the same curriculum.

03. Employers

From the analysis of the report, 90% of the employers were satisfied with the curriculum and appreciated that the syllabus was need based and updated respectively.

04. Internship school Headmasters


After analyzing the feedback report from internship school headmasters, it was found that 90% of internship school headmasters appreciated our teacher trainees that the later had the ability to contribute to the goal of the school. They too appreciated the syllabus and the curricular activities of our college.

05. Teaching Faculty

From the feedback of the teaching faculty, it was found that most of the faculties were satisfied with the syllabus, class hours, credits allotted for their course. However they have also suggested some topics to be added in the course.

Action Taken Report

- Based on the recommendations of the students, some of the topics were removed from IV and V unit of 'Philosophical Foundations of Education' syllabus.
- Computer programming language 'Python' was added in the computer science syllabus.
- The new topics suggested by the faculties were added in the syllabus.


Principal
St. Xavier's College of Education
(Autonomous)
Palayamkottai - 627 002