



**ST. XAVIER'S COLLEGE OF EDUCATION (AUTONOMOUS)**

**[Re-accredited (4<sup>th</sup> Cycle) at 'A+' Grade by NAAC]**

**PALAYAMKOTTAI – 627 002, TAMIL NADU, INDIA**

**STUDENT SATISFACTORY SURVEY ON  
TEACHING-LEARNING PROCESS  
(TEACHER EVALUATION BY STUDENTS)**

**Semester I**

**2022-2023**



**ST. XAVIER'S COLLEGE OF EDUCATION (AUTONOMOUS)**

**[Re-accredited (4<sup>th</sup> Cycle) at 'A+' Grade by NAAC]**

**PALAYAMKOTTAI – 627 002, TAMIL NADU, INDIA**

**Semester I (2022-2023)**

**Student Satisfactory Survey on Teaching-Learning Process**

**(Teacher Evaluation by Students)**

<b>S. No.</b>	<b>Name</b>	<b>Subject Handled</b>
1.	Dr. A. John Lawrence	Pedagogy I – Special English
2.	Dr. M. Antony Raj	Pedagogy I – History
3.	Dr. Y. Daniel	Pedagogy I – Biological Science
4.	Mrs. A. Metilda Jasmine Shanthi	Pedagogy I – Mathematics
5.	Dr. S. Sherlin	Pedagogy I – Physical Science
6.	Dr. A. Nicholas Jegan	Pedagogy I – Computer Science
7.	Mr. U. Subramanian	Pedagogy I – Special Tamil
8.		Pedagogy II – General Tamil
9.	Mr. R. Balasubramanian	Pedagogy II – General English
10.	Dr. S. Mercy Johanna	Pedagogy II – General English
11.		Value Education
12.	Dr. A. Punitha Mary	Educational Psychology
13.	Dr. A. Michael J Leo	
14.	Mrs. M. Rosary Kiruba Alexy	Human Rights and Duties Education
15.		Philosophical Foundations in Education
16.	Fr. A. Loyola, S.J.	Philosophical Foundations in Education
17.		Environmental Education
18.	Dr. R. Sathesh Franklin	Physical Education and Yoga



**ST. XAVIER'S COLLEGE OF EDUCATION (AUTONOMOUS)**

**[Re-accredited (4<sup>th</sup> Cycle) at 'A+' Grade by NAAC]**

**PALAYAMKOTTAI – 627 002, TAMIL NADU, INDIA**

**Performance appraisal of Faculty by Student teachers**

**Syllabus Completion**

1. How much of the syllabus was covered in the class?  
a. 85 to 100%                      b. 70 to 84%                      c. 55 to 69%                      d. 30 to 54%
2. The pace of the completion of the syllabus was  
a. Slow                      b. Normal                      c. Hurried
3. The teacher educator completed the syllabus  
a. At the last moment                      b. A week ahead                      c. Two days before the  
internal test                      d. Syllabus was not completed

**Preparation for Class**

4. The teacher educator's preparation for the classes was  
a. Very Good                      b. Good                      c. Poor
5. The quality of the power point presentation by the teacher educator  
a. Effective                      b. Not Effective                      c. No Power Point Presentation
6. The video displayed in the class by the teacher educator  
a. Relevant to the topic                      b. Irrelevant to the topic                      c. Not effective

**Communication**

7. The communication of the teacher educator was  
a. Always effective                      b. Sometimes effective                      c. Generally ineffective                      d.  
Very poor communication
8. The teacher educator's voice modulation in the class  
a. Effective                      b. Need improvement                      c. No voice modulation
9. The Vocabulary used by the teacher educator in the class  
a. Simple and appropriate                      b. Difficult and vague                      c. Too many words
10. The pace of speaking by the teacher educator  
a. Slow                      b. Moderate                      c. Fast

**Classroom Management**

11. The maintenance of discipline in the classroom by the teacher educator

- a. Very good      b. Good      c. Poor
- 12. The attentiveness of the students in his / her class
  - a. All students    b. Most of the students    c. A very few students
- 13. Establishment of teacher educator's rapport with the students
  - a. Excellent    b. Good      c. Poor

### **Academic Mentoring**

- 14. The teacher educator identifies the strengths and encourages the students by providing right level of challenges
  - a. Always      b. Occasionally      c. Never
- 15. The teacher educator helps the students in writing assignment
  - a. Strongly Agree      b. Agree      c. Disagree
- 16. Clarification of the students' doubts by the teacher educator
  - a. Good      b. Poor      c. Won't encourage the students to ask doubts
- 17. Availability of the teacher educator for Academic Consultation
  - a. Always      b. Occasionally      c. Not available
- 18. Remedial teaching is undertaken by the teacher educator
  - a. Always      b. Occasionally      c. No Remedial Teaching
- 19. Allotment of task by the teacher educator in library hour
  - a. Useful      b. Not useful      c. Not allotted
- 20. Monitoring of the students by the teacher educator in the library hour
  - a. Regularly      b. Occasionally      c. Never

### **Evaluation**

- 21. Fairness of the internal evaluation process by the teacher educator
  - a. Always      b. Occasionally      c. Never
- 22. The performance of the students in the assignments is discussed by the teacher educator
  - a. Every time      b. Occasionally      c. Never

### **Teaching Methodology**

- 23. The teacher educator illustrates the concepts through examples and applications
  - a. Always      b. Occasionally      c. Never
- 24. The teacher educator uses student-centric methods, such as discussion, participative learning and problem solving for enhancing learning experiences
  - a. To a great extent    b. Moderate      c. Somewhat      d. Very little

25. The use of ICT tools such as PPT related videos, etc. by teacher educator while teaching
  - a. Always              b. Occasionally              c. Never
26. Ability to link with today's situation
  - a. Excellent              b. Moderate              c. Poor
27. Summing up of the theme of the lesson
  - a. Regularly              b. Occasionally              c. No summing up
28. Usage of blackboard by a teacher educator
  - a. Extensive              b. Limited              c. Rarely

### **Teacher Behaviour in the classroom**

29. The teacher educator's behaviour in the classroom can best be described as
  - a. Very good              b. Good              c. Fair              d. Poor
30. Treatment of the students in the class
  - a. Always Impartial              b. Always Partial              c. Sometimes Partial
31. Approachability of the teacher educator
  - a. Friendly              b. Rudely              c. Indifferent
32. Usage of words in the conversation/dialogue
  - a. Respectful              b. Authoritative              c. Vulgar and hurting

### **Personal Mentoring**

33. Teacher educator identifies the weaknesses of the students and helps them to overcome
  - a. Every time              b. Occasionally              c. Never
34. Personal contact of the teacher educator with the students
  - a. Always              b. Sometimes              c. Never
35. Listening to the personal problems of the students by the teacher educator
  - a. Always              b. Sometimes              c. Never

### **Your Suggestions for the improvement of the teacher**



**ST. XAVIER'S COLLEGE OF EDUCATION (AUTONOMOUS)**

**[Re-accredited (4<sup>th</sup> Cycle) at 'A+' Grade by NAAC]**

**PALAYAMKOTTAI – 627 002, TAMIL NADU, INDIA**

**Semester I (2022-2023)**

**Student Satisfactory Survey on Teaching-Learning Process**

**(Teacher Evaluation by Students)**

**Pedagogy I – Special English**

**Dr. A. John Lawrence**

**Syllabus Completion**

It is inferred from the feedback that 80.6% of the students agreed that the professor had completed 85 to 100% of the syllabus in the class. He had covered the syllabus in the normal (80.6%) speed and 48.4% of them agreed that he completed the syllabus a week ahead of the internal test.

**Preparation for Class**

Regarding preparation, 51.6% of the students appreciated him for his preparation and 74.2% revealed that there was no power point presentation by him. 48.4 %of them stated that the video displayed was not effective.

**Communication**

Regarding the communication, 77.4% of students agreed that his communication was always effective and most of the students (90.3) appreciated him for his effective voice modulation and 80.6% for the usage of simple and appropriate vocabulary in the class. 71% of them appreciated him for his moderate pace of speaking.

**Classroom Management**

Regarding the classroom management, 58.1% of them appreciated the professor for the maintenance of discipline in the classroom and making students' attentive(77.4%) in the class. 45.2% of them revealed that the teacher educator established an excellent rapport with the students.

**Academic Mentoring**

Regarding to this dimension, 48.4% of them strongly agreed that the teacher educator identified the strengths and encouraged the students by providing right level of

challenges and helped them in writing assignment. 80.6% of students appreciated that the teacher educator clarified the doubts of the students in a nice manner. 67.7% of them revealed that the teacher educator was always available for academic consultation. 54.8% of them appreciated that the remedial teaching was undertaken by him and the task was allotted in the library hour was useful. 41.9% of them agreed that he monitored the students in the library hour.

### **Evaluation**

With regard to internal evaluation, 80.6% of them agreed that fairness was maintained by him and 64.5% of them accepted that performance of the students in the assignments was discussed by the teacher educator

### **Teaching Methodology**

Regarding this dimension, 71% of them observed that he illustrated the concepts through examples and applications and 58.1% of them agreed that the teacher educator used student-centric methods, such as discussion, participative learning and problem solving for enhancing learning experiences.

Regarding the use of ICT tools, 58.1% of them revealed that he never used ppt, related videos in the class and he was excellent (71%) in linking with today's situation. 77.4% of them appreciated that he summed up the lesson regularly and 32.3% of them revealed that he extensively used the blackboard.

### **Teacher Behaviour in the classroom**

With regard to teacher behaviour, 32.3% of them appreciated that the teacher behaviour in the classroom was very good and he was always impartial (54.8%). He had a friendly approach (58.1%) towards the students whereas 48.4% agreed that his usage of words in the conversation was authoritative.

### **Personal Mentoring**

Regarding the personal mentoring, 54.8% of them felt that he identified the weaknesses of the students and helped them to overcome the same and 45.2% of them felt he had personal contact with the students. 38.7% of them felt that he listened the personal problems of the students

### **Suggestions**

- Tried to look at the students while teaching

- Maintain the same way of teaching
- Improve eye to eye interaction
- Use ICT tools and digital learning Sir
- Can improve the way of talking to the students. Can teach more than that of giving exercises.
- The course was helpful and encouraging to study better.
- Improve eye to eye contact
- Understand the students mindset and Allow them to study slowly
- Can look at the students and teach
- Can be more friendly with everyone
- To avoid vulgar and hurting conversation
- Can be more friendly with students .
- Avoid using hurtful words
- Not to get angry with everything
- Even more friendly
- Good teaching
- Good
- Everything is good



## **Dr. M. Antony Raj – Pedagogy of History**

### **Syllabus Completion**

It is inferred from the feedback that all the students felt happy about the professor with regard to syllabus completion, Preparation for Class, Communication, Classroom Management, Academic Mentoring, Evaluation and Teaching Methodology but 50% of them agreed that he monitored them in the library and in the usage of ICT tools.

### **Suggestions**

Teaching explanation and modulation is impressed to me

## **Dr. Y. Daniel – Pedagogy of Biological Science**

### **Syllabus Completion**

It is inferred from the feedback that all the students agreed that the professor had completed 85 to 100% of the syllabus in the class. He had covered the syllabus in the normal (66.7%) speed and 50% of them agreed that he completed the syllabus at the last moment.

### **Preparation for Class**

Regarding preparation, 66.7% of the students appreciated him and 100% of students revealed that there was an effective power point presentation and the video displayed in the class was relevant.

### **Communication**

Regarding the communication, 66.7% of students agreed that his communication was always effective and all the students appreciated him for his effective voice modulation and the usage of simple and appropriate vocabulary in the class. 83.3% of them appreciated him for his moderate pace of speaking.

### **Classroom Management**

Regarding the classroom management, 83.3% of them appreciated the professor for the maintenance of discipline in the classroom. All the students observed that he made all the students' attentive in the class and establish an excellent rapport with the students.

### **Academic Mentoring**

Regarding to this dimension, 83.3% of them strongly agreed that the teacher educator identified the strengths and encouraged the students by providing right level of challenges and 83.3% of them agreed that he helped them in writing assignment. All the students appreciated that the teacher educator clarified the doubts of the students in a nice manner. 83.3% of them revealed that the teacher educator was available for academic consultation and 66.7% of them agreed that he took remedial teaching always. 66.7% of them agreed that the task was allotted in the library hour was useful and monitored the students in the library hour.

### **Evaluation**

With regard to internal evaluation, 83.3% of them agreed that fairness was maintained by him and all the students accepted that performance of the students in the assignments were discussed by the teacher educator

### **Teaching Methodology**

Regarding this dimension, 66.7% of students observed that he illustrated the concepts through examples and applications and used student-centric methods, such as discussion, participative learning and problem solving for enhancing learning experiences.

Regarding the use of ICT tools, all the students revealed that he always used ppt, related videos in the class and he was excellent (83.3%) in linking with today's situation. 83.3% of them appreciated that he summed up the lesson regularly and 66.7% of them revealed that he extensively used the blackboard.

### **Teacher Behaviour in the classroom**

With regard to teacher behaviour, 83.3% of them appreciated that the teacher behaviour in the classroom was very good. All the students revealed that he was always impartial and had a friendly approach towards the students and his usage of words in the conversation was respectful.

### **Personal Mentoring**

Regarding the personal mentoring, 83.3% of them felt that he identified the weaknesses of the students and helped them to overcome the same all the time and all of them felt that he had personal contact with the students and 66.7% of them agreed that he listened to the personal problems of the students.

### **Suggestions**

1. Good teaching
2. The teaching can be more effective.

## **Mrs. A. Metilda Jasmine Shanthi – Pedagogy of Mathematics**

### **Syllabus Completion**

It is inferred from the feedback that 96% of students agreed that the professor had completed 85 to 100% of the syllabus in the class. She had covered the syllabus in the normal 92 %) speed and 92% of them agreed that she completed the syllabus a week ahead.

### **Preparation for Class**

Regarding preparation, 68% of the students appreciated her preparation and 88% revealed that there was an effective power point presentation and the video displayed in the class was relevant.

### **Communication**

Regarding the communication, 76% of students agreed that her communication was always effective and all the students appreciated her for her effective voice modulation and 96% of them agreed the usage of simple and appropriate vocabulary in the class. 76% of them appreciated her for her moderate pace of speaking.

### **Classroom Management**

Regarding the classroom management, 80% of them appreciated the professor for the maintenance of discipline in the classroom. 60% of students observed that she made all the students' attentive in the class and 64% agreed that she established an excellent rapport with the students.

### **Academic Mentoring**

Regarding to this dimension, 64% of them strongly agreed that the teacher educator identified the strengths and encouraged the students by providing right level of challenges and 52% of them agreed that she helped them in writing assignment. All the students appreciated that the teacher educator clarified the doubts of the students in a nice manner. 76% of them revealed that the teacher educator was available for academic consultation and 64% of them agreed that he took remedial teaching always. 92% of them agreed that the task was allotted in the library hour was useful and 72% of them agreed that she monitored the students in the library hour.

## **Evaluation**

With regard to internal evaluation, 72% of them agreed that fairness was maintained by her and 64% of the students accepted that performance of the students in the assignments was discussed by the teacher educator

## **Teaching Methodology**

Regarding this dimension, 72% of students observed that she illustrated the concepts through examples and applications and 60% of them accepted that she used student-centric methods, such as discussion, participative learning and problem solving for enhancing learning experiences.

Regarding the use of ICT tools, 60% students revealed that he always used ppt, related videos in the class and she was excellent (52%) in linking with today's situation. 68% of them appreciated that she summed up the lesson regularly and 52% of them revealed that she extensively used the blackboard.

## **Teacher Behaviour in the classroom**

With regard to teacher behaviour, 72% of them appreciated that the teacher behaviour in the classroom was very good. 80% of students revealed that she was always impartial and 88% of them revealed that she had a friendly approach towards the students and 96% of students appreciated for her usage of words in the conversation was respectful.

## **Personal Mentoring**

Regarding the personal mentoring, 68% of them felt that she identified the weaknesses of the students and helped them to overcome the same all the time and 60% of them felt that she had personal contact with the students and 48% of them agreed that she always listened to the personal problems of the students.

## **Suggestions**

- Attach with the students
- Good
- Mam is good in teaching.
- Give some voice modulation and related videos
- Can teach deeply with more explanation
- Improve the relationship with students, and take the class in interesting way
- Over all good
- Explanation and taking class was very good
- Good, classes are very nice

## **Dr. S. Sherlin – Pedagogy of Physical Science**

### **Syllabus Completion**

It is inferred from the feedback that 91.3% of the students agreed that the professor had completed 85 to 100% of the syllabus in the class. He had covered the syllabus in the normal (65.2%) speed and 65.2% of them agreed that he completed the syllabus at the last moment..

### **Preparation for Class**

Regarding preparation, 87% of the students appreciated him for his very good presentation and 100% revealed that there was an effective power point presentation and the video displayed in the class was relevant.

### **Communication**

Regarding the communication, 95.7% of students agreed that his communication was always effective and all the students appreciated him for his effective voice modulation and the usage of simple and appropriate vocabulary in the class. 78.3% of them appreciated him for his moderate pace of speaking.

### **Classroom Management**

Regarding the classroom management, 91.3% of them appreciated the professor for the maintenance of discipline in the classroom. 87% of them observed that he made all the students' attentive in the class and established an excellent rapport with the students.

### **Academic Mentoring**

Regarding to this dimension, 82.6% of them strongly agreed that the teacher educator identified the strengths and encouraged the students by providing right level of challenges and 60.9% of them agreed that he helped them in writing assignment. All the students appreciated that the teacher educator clarified the doubts of the students in a nice manner. 91.3% of them revealed that the teacher educator was available for academic consultation and for taking remedial teaching. 78.3% of them agreed that the task was allotted in the library hour was useful. 60.9% of them agreed that he monitored the students in the library hour.

### **Evaluation**

With regard to internal evaluation, 91.3% of them agreed that fairness was maintained by him and 82.5% of them accepted that performance of the students in the assignments was discussed by the teacher educator

### **Teaching Methodology**

Regarding this dimension, all the students observed that he illustrated the concepts through examples and applications and 82.6% of them agreed that the teacher educator used student-centric methods, such as discussion, participative learning and problem solving for enhancing learning experiences.

Regarding the use of ICT tools, 91.3% of them revealed that he always used ppt, related videos in the class and he was excellent (78.3%) in linking with today's situation. 91.3% of them appreciated that he summed up the lesson regularly and 47.8% of them revealed that he extensively used the blackboard.

### **Teacher Behaviour in the classroom**

With regard to teacher behaviour, 82.6% of them appreciated that the teacher behaviour in the classroom was very good. All the students revealed that he was always impartial and had a friendly approach towards the students whereas 98.5% agreed that his usage of words in the conversation was respectful.

### **Personal Mentoring**

Regarding the personal mentoring, 73.9% of them felt that he identified the weaknesses of the students and helped them to overcome the same all the time and 78.3% of them felt that he had personal contact with the students and listen to the personal problems of the students

### **Suggestions**

- Keep it up
- Some practical impact is expected
- Good
- Need to complete the portion a week ahead
- Portion can be completed previously than completing in the last time
- Please give some government job awareness for this fields
- Don't change the wavelength of how the class is going on in future
- Keep Time management
- Conduct test weekly once
- Already good
- Very good....

- Class teaching method was very good. Keep going sir. To finish the syllabus with in a particular time.
- To avoid irrelevant stories
- My kind request is complete the concept on particular hour.it is very helpful for future classes.



## **Dr. A. Nicholas Jegan – Pedagogy of Computer Science**

### **Syllabus Completion**

It is inferred from the feedback that all the students agreed that the professor had completed 85 to 100% of the syllabus in the class and covered the syllabus in the normal speed and all of them agreed that he completed the syllabus a week ahead.

### **Preparation for Class**

Regarding preparation, 75% of the students appreciated him and 100% revealed that there was an effective power point presentation and the video displayed in the class was relevant.

### **Communication**

Regarding the communication, 75% of students agreed that his communication was always effective and appreciated him for his effective voice modulation and all the students appreciated for the usage of simple and appropriate vocabulary in the class. All of them appreciated him for his moderate pace of speaking.

### **Classroom Management**

Regarding the classroom management, 75% of them appreciated the professor for the maintenance of discipline in the classroom. All the students observed that he made all the students' attentive in the class and establish an excellent rapport with the students.

### **Academic Mentoring**

Regarding to this dimension, all of them strongly agreed that the teacher educator identified the strengths and encouraged the students by providing right level of challenges and 75% of them agreed that he helped them in writing assignment. All the students appreciated that the teacher educator clarified the doubts of the students in a nice manner and teacher educator was available for academic consultation and 75% of them agreed that he took remedial teaching always. 75% of them agreed that the task was allotted in the library hour was useful and monitored the students in the library hour.

### **Evaluation**

With regard to internal evaluation, 75% of them agreed that fairness was maintained by him and the performance of the students in the assignments was discussed by the teacher educator

### **Teaching Methodology**

Regarding this dimension, 75% of students observed that he illustrated the concepts through examples and applications and used student-centric methods, such as discussion, participative learning and problem solving for enhancing learning experiences.

Regarding the use of ICT tools, 75% of students revealed that he always used ppt, related videos in the class and he was excellent (75%) in linking with today's situation. 75% of them appreciated that he summed up the lesson regularly and 75% of them revealed that he extensively used the blackboard.

### **Teacher Behaviour in the classroom**

With regard to teacher behaviour, 75% of them appreciated that the teacher behaviour in the classroom was very good. 50% of them revealed that he was always impartial and all the students felt he had a friendly approach towards the students and his usage of words in the conversation was respectful.

### **Personal Mentoring**

Regarding the personal mentoring, 75% of them felt that he identified the weaknesses of the students and helped them to overcome the same all the time and he had personal contact with the students and all the students% of them agreed that he listened to the personal problems of the students.

### **Suggestions**

May go for the practical teaching rather than theoretical

## **Pedagogy I – Special Tamil**

**Mr. U. Subramanian**

### **Syllabus Completion**

It is inferred from the feedback that 40 % of the students agreed that the professor had completed 85 to 100% of the syllabus in the class. He had covered the syllabus in the slow (60%) speed and 40% of them agreed that he completed the syllabus at the last moment whereas 40% of them revealed two days before the internal.

### **Preparation for Class**

Regarding preparation, 40% of the students appreciated him and 60% revealed that the power point presentation was effective. 60 %of them stated that the video displayed was relevant to the topic.

### **Communication**

Regarding the communication, 60% of students agreed that his communication was always effective and his voice modulation was effective and all the students agreed for the usage of simple and appropriate vocabulary in the class. 60% of them appreciated him for his moderate pace of speaking.

### **Classroom Management**

Regarding the classroom management, 60% of them appreciated the professor for the maintenance of discipline in the classroom and making all the students' attentive in the class. 40% of them revealed that the teacher educator established an excellent rapport with the students.

### **Academic Mentoring**

Regarding to this dimension, 60% of them strongly agreed that the teacher educator identified the strengths and encouraged the students by providing right level of challenges and helped them in writing assignment. 80% of students appreciated that the teacher educator clarified the doubts of the students in a nice manner. 60% of them revealed that the teacher educator was available for academic consultation. 60% of them appreciated that the remedial teaching was undertaken by him and 80% of them accepted that the task was allotted in the library hour was useful. 60% of them agreed that he monitored the students in the library hour regularly.

### **Evaluation**

With regard to internal evaluation, 60% of them agreed that fairness was maintained by him and 80% of them accepted that performance of the students in the assignments was discussed by the teacher educator

### **Teaching Methodology**

Regarding this dimension, 60% of them observed that he illustrated the concepts through examples and applications and the teacher educator used student-centric methods, such as discussion, participative learning and problem solving for enhancing learning experiences.

Regarding the use of ICT tools, 60% of them revealed that he used ppt, related videos in the class and he was excellent in linking with today's situation. 60% of them appreciated that he summed up the lesson regularly and extensively used the blackboard.

### **Teacher Behaviour in the classroom**

With regard to teacher behaviour, 60% of them appreciated that the teacher behaviour in the classroom was good and he was always impartial (60%). He had a friendly approach (60%) towards the students whereas 40% agreed that his usage of words in the conversation was authoritative and respectful.

### **Personal Mentoring**

Regarding the personal mentoring, 60% of them felt that he identified the weaknesses of the students every time and helped them to overcome the same and 60% of them felt he had personal contact with the students. 60% of them felt that he listened to the personal problems of the students

### **Suggestions**

Good

## **Dr. S. Mercy Johanna – Pedagogy of General English**

### **Syllabus Completion**

It is inferred from the feedback that 86% of students agreed that the professor had completed 85 to 100% of the syllabus in the class. She had covered the syllabus in the normal (72.1 %) speed and 65.1% of them agreed that she completed the syllabus a week ahead.

### **Preparation for Class**

Regarding preparation, 67.4% of the students appreciated her preparation and 69.8% revealed that there was an effective power point presentation and 76.7% of them appreciated that the video displayed in the class was relevant.

### **Communication**

Regarding the communication, 67.4% of students agreed that her communication was always effective and 62.8% of students appreciated her for her effective voice modulation and 95.3% of them agreed the usage of simple and appropriate vocabulary in the class. 60.5% of them appreciated her for her moderate pace of speaking.

### **Classroom Management**

Regarding the classroom management, 51.2% of them appreciated the professor for the maintenance of discipline in the classroom. 58.1% of students observed that she made all the students' attentive in the class and 53.5% agreed that she established an excellent rapport with the students.

### **Academic Mentoring**

Regarding to this dimension, 58.1% of them strongly agreed that the teacher educator identified the strengths and encouraged the students by providing right level of challenges and 46.5% of them strongly agreed that she helped them in writing assignment. All the students appreciated that the teacher educator clarified the doubts of the students in a nice manner. 74.4% of them revealed that the teacher educator was available for academic consultation and 60.5% of them agreed that she took remedial teaching always. 88.4% of them agreed that the task was allotted in the library hour was useful and 60.5% of them agreed that she monitored the students in the library hour.

## **Evaluation**

With regard to internal evaluation, 72.1% of them agreed that fairness was maintained by her and 69.8% of the students accepted that performance of the students in the assignments was discussed by the teacher educator

## **Teaching Methodology**

Regarding this dimension, 72.1% of students observed that she illustrated the concepts through examples and applications and 58.1% of them accepted that she used student-centric methods, such as discussion, participative learning and problem solving for enhancing learning experiences.

Regarding the use of ICT tools, 48.8% students revealed that she always used ppt, related videos in the class and she was excellent 55.8%) in linking with today's situation. 74.4% of them appreciated that she summed up the lesson regularly and 67.4% of them revealed that she extensively used the blackboard.

## **Teacher Behaviour in the classroom**

With regard to teacher behaviour, 51.2% of them appreciated that the teacher behaviour in the classroom was very good. 93% of students revealed that she was always impartial and 90.7% of them revealed that she had a friendly approach towards the students and 88.4% of students appreciated for her usage of words in the conversation was respectful.

## **Personal Mentoring**

Regarding the personal mentoring, 60.5% of them felt that she always identified the weaknesses of the students and helped them to overcome the same all the time and 53.5% of them felt that she had always personal contact with the students and 58.1% of them agreed that she always listen to the personal problems of the students.

## **Suggestions**

- Good
- Need some activities to do in classroom
- Keep it up
- Maintain the same way of teaching
- Need improvement in voice
- Need to change in voice modulation
- Refer to Books On Creativity

- Speak louder,
- More preparation can be done.
- Can improve in teaching methods
- To teach with the usage of PPT
- PPT can be used for maximum classes
- Class can be made interesting
- Need improvement in teaching
- Your teaching cannot be understood by us and please give proper material for us
- Need to improve voice of the teacher educator
- We want more examples related to the topic
- Voice modulation and interaction

## **Dr. S. Mercy Johanna - Value Education**

### **Syllabus Completion**

It is inferred from the feedback that 92.1 % of students agreed that the professor had completed 85 to 100% of the syllabus in the class. She had covered the syllabus in the normal (76.3 %) speed and 84.2% of them agreed that she completed the syllabus a week ahead.

### **Preparation for Class**

Regarding preparation, 55.3% of the students appreciated her preparation was very good and 89.5% revealed that there was an effective power point presentation and 94.7% of them appreciated that the video displayed in the class was relevant.

### **Communication**

Regarding the communication, 65.8% of students agreed that her communication was always effective and 68.4% of students appreciated her effective voice modulation and 97.4% of them agreed the usage of simple and appropriate vocabulary in the class. 60.5% of them appreciated her for moderate pace of speaking.

### **Classroom Management**

Regarding the classroom management, 65.8% of them appreciated the professor for the maintenance of discipline in the classroom. 50% of students observed that she made all the students' attentive in the class and 63.2% agreed that she established an excellent rapport with the students.

### **Academic Mentoring**

Regarding to this dimension, 60.5% of them strongly agreed that the teacher educator identified the strengths and encouraged the students by providing right level of challenges and 55.3% of them strongly agreed that he helped them in writing assignment. All the students appreciated that the teacher educator clarified the doubts of the students in a nice manner. 73.7% of them revealed that the teacher educator was available for academic consultation and 60.5% of them agreed that she took remedial teaching always. 76.3 % of them agreed that the task was allotted in the library hour was useful and 63.2% of them agreed that she monitored the students in the library hour.



## **Evaluation**

With regard to internal evaluation, 73.7% of them agreed that fairness was maintained by her and 65.8% of the students accepted that performance of the students in the assignments was discussed by the teacher educator every time.

## **Teaching Methodology**

Regarding this dimension, 68.4% of students observed that she illustrated the concepts through examples and applications and 50% of them accepted that she used student-centric methods, such as discussion, participative learning and problem solving for enhancing learning experiences.

Regarding the use of ICT tools, 65.8% students revealed that she always used ppt, related videos in the class and she was excellent 68.4 % in linking with today's situation. 71.1% of them appreciated that she summed up the lesson regularly and 44.7% of them revealed that she extensively used the blackboard.

## **Teacher Behaviour in the classroom**

With regard to teacher behaviour, 57.9% of them appreciated that the teacher behaviour in the classroom was very good. 94.7% of students revealed that she was always impartial and 92.1% Of them revealed that she had a friendly approach towards the students and 97.4% of students appreciated for her usage of words in the conversation was respectful.

## **Personal Mentoring**

Regarding the personal mentoring, 60.5% of them felt that she always identified the weaknesses of the students and helped them to overcome the same all the time and 52.6% of them felt that she had always personal contact with the students and 55.3% of them agreed that she always listen to the personal problems of the students.

## **Suggestions**

- Need important questions for studying for exams
- Need more examples and interactions in class
- Keep it up
- Can do better
- Good
- Need to change in voice pattern
- Materials can be provided for the study purpose

- Raise her voice little bit louder
- More preparation can be made. Voice modulation can be looked into
- Can improve the interaction between the students
- Can make class more interesting. should change the voice modulation..
- Can speak up more clearly.

## **Dr. R. Balasubramanian – Pedagogy of General English**

### **Syllabus Completion**

It is inferred from the feedback that 95.5% of students agreed that the professor had completed 85 to 100% of the syllabus in the class and covered the syllabus in the normal speed (81.8) and 61.4% agreed that he completed the syllabus a week ahead.

### **Preparation for Class**

Regarding preparation, 65.9% of the students appreciated his preparation and 93.2% revealed that there was an effective power point presentation and 90.9% of them agreed that the video displayed in the class was relevant.

### **Communication**

Regarding the communication, 70.5% of students agreed that his communication was always effective and 81.8% appreciated him for his effective voice modulation and 81.8% of students appreciated for the usage of simple and appropriate vocabulary in the class. 77.3% of them appreciated him for his moderate pace of speaking.

### **Classroom Management**

Regarding the classroom management, 68.2% of them appreciated the professor for the maintenance of discipline in the classroom. 52.3% of students observed that he made all the students' attentive in the class and 65.9% of them felt happy as he established an excellent rapport with the students.

### **Academic Mentoring**

Regarding to this dimension, 72.7% strongly agreed that the teacher educator identified the strengths and encouraged the students by providing right level of challenges and 61.4% of them strongly agreed that he helped them in writing assignment. 95.5% students appreciated that the teacher educator clarified the doubts of the students in a nice manner and 75% of them observed that teacher educator was always available for academic consultation and 75% of them agreed that he took remedial teaching always. 90.9% of them agreed that the task was allotted in the library hour was useful and 86.4% of them assured that he monitored the students in the library hour.

## **Evaluation**

With regard to internal evaluation, 81.8% of them agreed that fairness was maintained by him and 79.5% of them agreed that the performance of the students in the assignments was discussed every time by the teacher educator.

## **Teaching Methodology**

Regarding this dimension, 75% of students observed that he illustrated the concepts through examples and applications and 47.7% of them appreciated the teacher educator for using student-centric methods, such as discussion, participative learning and problem solving for enhancing learning experiences.

Regarding the use of ICT tools, 72.7% of students revealed that he always used ppt, related videos in the class and he was excellent (65.9%) in linking with today's situation. 77.3% of them appreciated that he summed up the lesson regularly and 54.5% of them revealed that he extensively used the blackboard.

## **Teacher Behaviour in the classroom**

With regard to teacher behaviour, 68.2% of them appreciated that the teacher behaviour in the classroom was very good. 90.9% of them revealed that he was always impartial and they felt he had a friendly approach towards the students and 97.7% of them were grateful for him for his usage of words in the conversation was respectful.

## **Personal Mentoring**

Regarding the personal mentoring, 75% of them felt that he identified the weaknesses of the students and helped them to overcome the same all the time and 54.5% of them felt happy that he had personal contact with the students and 56.7% of students agreed that he always listened to the personal problems of the students.

## **Suggestions**

- No suggestions as such and appreciate his hardwork for providing information based on speaking and learning skills
- Class can be little more effective
- Need classroom management
- Have more communication with the students
- Good
- Have more contact with students

- Can interact with students better
- Can improve more experimental teaching rather than lecturing.
- Teaching is good
- Can improve on more practical speaking part.
- Sometimes We can't understand what he is trying to say otherwise everything is okay
- He speaks little bit fast. So please speak slow when take the class

## **Dr. A. Punitha Mary – Educational Psychology**

### **Syllabus Completion**

It is inferred from the feedback that 87.5% of students agreed that the professor had completed 85 to 100% of the syllabus in the class. She had covered the syllabus in the normal (66.7 %) speed and 56.3% of them agreed that she completed the syllabus a week ahead.

### **Preparation for Class**

Regarding preparation, 64.6% of the students appreciated her preparation and 95.8% revealed that there was an effective power point presentation and all of them appreciated that the video displayed in the class was relevant.

### **Communication**

Regarding the communication, 77.1% of students agreed that her communication was always effective and 85.4% of students appreciated her for her effective voice modulation and all of them agreed the usage of simple and appropriate vocabulary in the class. 79.2% of them appreciated her for her moderate pace of speaking.

### **Classroom Management**

Regarding the classroom management, 72.9% of them appreciated the professor for the maintenance of discipline in the classroom. 47.9% of students observed that she made all the students' attentive in the class and 54.2% agreed that she established an excellent rapport with the students.

### **Academic Mentoring**

Regarding to this dimension, 64.6% of them strongly agreed that the teacher educator identified the strengths and encouraged the students by providing right level of challenges and 39.6% of them strongly agreed that she helped them in writing assignment. All the students appreciated that the teacher educator clarified the doubts of the students in a nice manner. 70.8% of them revealed that the teacher educator was available for academic consultation and 52.1% of them agreed that she took remedial teaching always. 70.8 % of them agreed that the task was allotted in the library hour was useful and 54.2% of them agreed that she monitored the students in the library hour.

## **Evaluation**

With regard to internal evaluation, 79.2% of them agreed that fairness was maintained by her and 62.5% of the students accepted that performance of the students in the assignments was discussed by the teacher educator

## **Teaching Methodology**

Regarding this dimension, 75% of students observed that she illustrated the concepts through examples and applications and 43.8% of them accepted that she used student-centric methods, such as discussion, participative learning and problem solving for enhancing learning experiences.

Regarding the use of ICT tools, 87.5% students revealed that he always used ppt, related videos in the class and she was excellent 75 % in linking with today's situation. 66.7% of them appreciated that she summed up the lesson regularly and 27.1% of them revealed that she extensively used the blackboard.

## **Teacher Behaviour in the classroom**

With regard to teacher behaviour, 56.3% of them appreciated that the teacher behaviour in the classroom was very good. 85.4% of students revealed that she was always impartial and 81.3% of them revealed that she had a friendly approach towards the students and 93.8% of students appreciated for her usage of words in the conversation was respectful.

## **Personal Mentoring**

Regarding the personal mentoring, 60.4% of them felt that she always identified the weaknesses of the students and helped them to overcome the same all the time and 50% of them felt that she had always personal contact with the students and 52.1% of them agreed that she always listen to the personal problems of the students.

## **Suggestions**

- Keep it up
- The teaching can be a bit slow.
- Maintain the same way of teaching
- Need to see the last bench students also while teaching.
- Try to attach with the students
- Can do better

- Use More videos related to psychology topic
- Can give break in between
- Encourage cooperative learning
- Needed more time for acquiring knowledge of the subjects. More hours of classes could be allotted
- Doing well
- Need to see the last bench students by the teacher educator
- Teaching explanation is good
- Your teaching was very fast please teach slow and some time we able to atten on the class so please tell some out of syllabus or books
- Can make some idea to make the class interactive
- Good person
- Revision of the previous class portion
- Improve your teaching style



## **Dr. A. Michael J Leo – Educational Psychology**

### **Syllabus Completion**

It is inferred from the feedback that all the students agreed that the professor had completed 85 to 100% of the syllabus in the class. He had covered the syllabus in the normal (75.6 %) speed and 73.3% of them agreed that he completed the syllabus a week ahead.

### **Preparation for Class**

Regarding preparation, 91.1% of the students appreciated his preparation and 97.8% revealed that there was an effective power point presentation and 97.8% of them appreciated that the video displayed in the class was relevant.

### **Communication**

Regarding the communication, 93.3% of students agreed that his communication was always effective and all the students appreciated him for his effective voice modulation and 95.6% of them agreed the usage of simple and appropriate vocabulary in the class. 73.3% of them appreciated him for his moderate pace of speaking.

### **Classroom Management**

Regarding the classroom management, 88.9% of them appreciated the professor for the maintenance of discipline in the classroom. 84.4% of students observed that he made all the students' attentive in the class and 82.2% agreed that he established an excellent rapport with the students.

### **Academic Mentoring**

Regarding to this dimension, 73.3% of them strongly agreed that the teacher educator identified the strengths and encouraged the students by providing right level of challenges and 68.9% of them strongly agreed that he helped them in writing assignment. All the students appreciated that the teacher educator clarified the doubts of the students in a nice manner. 91.1% of them revealed that the teacher educator was available for academic consultation and 82.2% of them agreed that he took remedial teaching always. 82.2% of them agreed that the task was allotted in the library hour was useful and 66.7% of them agreed that he monitored the students in the library hour.

## **Evaluation**

With regard to internal evaluation, 82.2% of them agreed that fairness was maintained by him and 82.2% of the students accepted that performance of the students in the assignments was discussed by the teacher educator

## **Teaching Methodology**

Regarding this dimension, 93.3% of students observed that he illustrated the concepts through examples and applications and 82.2% of them accepted that he used student-centric methods, such as discussion, participative learning and problem solving for enhancing learning experiences.

Regarding the use of ICT tools, 93.3% students revealed that he always used ppt, related videos in the class and he was excellent 91.1% in linking with today's situation. 93.3% of them appreciated that she summed up the lesson regularly and 51.1% of them revealed that he extensively used the blackboard.

## **Teacher Behaviour in the classroom**

With regard to teacher behaviour, 88.9% of them appreciated that the teacher behaviour in the classroom was very good. 95.6% of students revealed that he was always impartial and all of them revealed that he had a friendly approach towards the students and 97.8% of students appreciated for his usage of words in the conversation was respectful.

## **Personal Mentoring**

Regarding the personal mentoring, 77.8% of them felt that he always identified the weaknesses of the students and helped them to overcome the same all the time and 66.7% of them felt that he had always personal contact with the students and 71.1% of them agreed that he always listen to the personal problems of the students.

## **Suggestions**

- Need more communication with students
- Good
- Class can be little more effective and language should be effective not moderate
- Good just want more interaction
- Good teacher
- Carry on the same method of teaching
- The subject was more life oriented and information regarding the childrens

- Can give more time to think a single topic. Then get into an another.
- Can use the board more
- Sir, Try to complete the class before 15 min..... because 1 hr class feel sleepy sir
- Good mantain this same
- Use Tamil words too more
- Speak in some more easy words to understand
- Very good explainer. Great doubt cleaner. Very friendly manner .Very interesting cls
- Very good. Give some psychological activities related to lesson.

## **Dr. M. Rosary Kiruba Alexy- Human Rights and Duties Education**

### **Syllabus Completion**

It is inferred from the feedback that 78.9 % of students agreed that the professor had completed 85 to 100% of the syllabus in the class. She had covered the syllabus in the normal (89.5 %) speed and 78.9% of them agreed that she completed the syllabus a week ahead.

### **Preparation for Class**

Regarding preparation, 52.6% of the students appreciated her preparation and 94.7% revealed that there was an effective power point presentation and 94.7% of them appreciated that the video displayed in the class was relevant.

### **Communication**

Regarding the communication, 78.9% of students agreed that his communication was always effective and 89.5% of students appreciated him for her effective voice modulation and all of them agreed the usage of simple and appropriate vocabulary in the class. All of them appreciated her for her moderate pace of speaking.

### **Classroom Management**

Regarding the classroom management, 63.2% of them appreciated the professor for the maintenance of discipline in the classroom. 63.2% of students observed that she made all the students' attentive in the class and 57.9% agreed that she established an excellent rapport with the students.

### **Academic Mentoring**

Regarding to this dimension, 63.2% of them strongly agreed that the teacher educator identified the strengths and encouraged the students by providing right level of challenges and 68.4% of them strongly agreed that she helped them in writing assignment. All the students appreciated that the teacher educator clarified the doubts of the students in a nice manner. 78.9% of them revealed that the teacher educator was available for academic consultation and 73.7% of them agreed that she took remedial teaching always. 73.7% of them agreed that the task was allotted in the library hour was useful and 57.9% of them agreed that she monitored the students in the library hour.

## **Evaluation**

With regard to internal evaluation, 63.2% of them agreed that fairness was maintained by her and 68.4% of the students accepted that performance of the students in the assignments was discussed by the teacher educator

## **Teaching Methodology**

Regarding this dimension, 73.7% of students observed that she illustrated the concepts through examples and applications and 63.2% of them accepted that she used student-centric methods, such as discussion, participative learning and problem solving for enhancing learning experiences.

Regarding the use of ICT tools, 84.2% students revealed that she always used ppt, related videos in the class and she was excellent 68.4 % in linking with today's situation. 73.7% of them appreciated that she summed up the lesson regularly and 31.6% of them revealed that she extensively used the blackboard.

## **Teacher Behaviour in the classroom**

With regard to teacher behaviour, 63.2% of them appreciated that the teacher behaviour in the classroom was very good. 84.2% of students revealed that she was always impartial and 94.7% Of them revealed that she had a friendly approach towards the students and 94.7% of students appreciated for her usage of words in the conversation was respectful.

## **Personal Mentoring**

Regarding the personal mentoring, 57.9% of them felt that she always identified the weaknesses of the students and helped them to overcome the same all the time and 57.9% of them felt that she had always personal contact with the students and 52.6% of them agreed that she always listen to the personal problems of the students.

## **Suggestions**

- Language can be effective
- Maintain the same way of teaching
- Good
- Need more practical sessions
- Improve voice modulation
- Can give more examples
- Conducted seminar for 3 units, so it is littlebit thought for the students
- Raise voice tone

## **Mrs. M. Rosary KirubaAlexy- Philosophical Foundations of Education**

It is inferred from the feedback that 90 % of students agreed that the professor had completed 85 to 100% of the syllabus in the class. She had covered the syllabus in the normal (84 %) speed and 84% of them agreed that she completed the syllabus a week ahead.

### **Preparation for Class**

Regarding preparation, 50% of the students appreciated her preparation was very good and 96% revealed that there was an effective power point presentation and the video displayed in the class was relevant.

### **Communication**

Regarding the communication, 72% of students agreed that her communication was always effective and 70% of students appreciated her effective voice modulation and 98% of them agreed the usage of simple and appropriate vocabulary in the class. 82% of them appreciated her for her moderate pace of speaking.

### **Classroom Management**

Regarding the classroom management, 60% of them appreciated the professor for the maintenance of discipline in the classroom. 54% of students observed that she made all the students' attentive in the class and 48% agreed that she established an excellent rapport with the students.

### **Academic Mentoring**

Regarding to this dimension, 62% of them strongly agreed that the teacher educator identified the strengths and encouraged the students by providing right level of challenges and 38% of them strongly agreed that she helped them in writing assignment. 98% of students appreciated that the teacher educator clarified the doubts of the students in a nice manner. 84 % of them revealed that the teacher educator was available for academic consultation and 56% of them agreed that she took remedial teaching always. 84% of them agreed that the task was allotted in the library hour was useful and 68% of them agreed that she monitored the students in the library hour.

### **Evaluation**

With regard to internal evaluation, 76% of them agreed that fairness was maintained by her and 58% of the students accepted that performance of the students in the assignments was discussed by the teacher educator every time.

### **Teaching Methodology**

Regarding this dimension, 76% of students observed that she illustrated the concepts through examples and applications and 48% of them accepted that she used student-centric methods, such as discussion, participative learning and problem solving for enhancing learning experiences.

Regarding the use of ICT tools, 76% students revealed that she always used ppt, related videos in the class and she was excellent 60 % in linking with today's situation. 64% of them appreciated that she summed up the lesson regularly and 20% of them revealed that she extensively used the blackboard.

### **Teacher Behaviour in the classroom**

With regard to teacher behaviour, 56% of them appreciated that the teacher behaviour in the classroom was very good. 74% of students revealed that she was always impartial and 90% Of them revealed that she had a friendly approach towards the students and 96% of students appreciated for her usage of words in the conversation was respectful.

### **Personal Mentoring**

Regarding the personal mentoring, 54% of them felt that she always identified the weaknesses of the students and helped them to overcome the same all the time and 46% of them felt that she had always personal contact with the students and 38% of them agreed that she always listen to the personal problems of the students.

### **Suggestions**

- Classroom control must be enhanced
- Keep it up
- Try to attach with the students
- Good
- Can raise her voice little bit louder
- More preparation can be done well in advance.
- Maintain the same way of teaching
- Need to see the back bench students also while teaching.
- It's better not to depend on ppt totally.
- Can teach slowly
- Improve voice modulation
- To provide short notes

- Speak loud, and stress the important content.
- Usage of new vocabulary
- Needed ample time for dealing with the concept as it is a new subject for the learners
- Can do better
- It's provide shorts notes and early provide notes
- Can show some subject related movies in leisure time.
- Give the study material before the classes and easily
- Mam's voice is always dwarfed by student's voice. Alexy mam should be a bit more strict around students



## **Rev. Fr. A. Loyola, S.J. – Philosophical Foundations of Education**

### **Syllabus Completion**

It is inferred from the feedback that 91.7 % of students agreed that the professor had completed 85 to 100% of the syllabus in the class and covered the syllabus in the normal speed (79.2%) and 58.3 % agreed that he completed the syllabus a week ahead.

### **Preparation for Class**

Regarding preparation, 56.3% of the students appreciated his preparation and 97.9% revealed that there was an effective power point presentation and 87.5% of them agreed that the video displayed in the class was relevant.

### **Communication**

Regarding the communication, 70.8% of students agreed that his communication was always effective and 87.5 % students appreciated him for his effective voice modulation and 95.8% appreciated for the usage of simple and appropriate vocabulary in the class. 91.7% of them appreciated his moderate pace of speaking.

### **Classroom Management**

Regarding the classroom management, 64.6% of them appreciated the professor for the maintenance of discipline in the classroom. 39.6% of students observed that he made all the students' attentive in the class and 50% of them felt happy as he established an excellent rapport with the students.

### **Academic Mentoring**

Regarding to this dimension, 56.3 % strongly agreed that the teacher educator identified the strengths and encouraged the students by providing right level of challenges and 41.7% of them strongly agreed that he helped them in writing assignment. All the students appreciated that the teacher educator clarified the doubts of the students in a nice manner and 79.2 % of them observed that teacher educator was always available for academic consultation and 66.7% of them agreed that he took remedial teaching always. 81.3% of them agreed that the task was allotted in the library hour was useful and 72.9% of them assured that he monitored the students in the library hour.

## **Evaluation**

With regard to internal evaluation, 77.1% of them agreed that fairness was maintained by him and 58.3 % of them agreed that the performance of the students in the assignments was discussed everytime by the teacher educator

## **Teaching Methodology**

Regarding this dimension, 70.8% of students observed that he illustrated the concepts through examples and applications and 43.8% of them appreciated the teacher educator for using student-centric methods, such as discussion, participative learning and problem solving for enhancing learning experiences

Regarding the use of ICT tools, 83.3% of students revealed that he always used ppt, related videos in the class and 56.3% of them observed that he was excellent in linking with today's situation. 85.4 % of them appreciated that he summed up the lesson regularly and 27.1 % of them revealed that he extensively used the blackboard.

## **Teacher Behaviour in the classroom**

With regard to teacher behaviour, 65.5% of them appreciated that the teacher behaviour in the classroom was very good. 85.4 % of them revealed that he was always impartial. 97.9% of them felt he had a friendly approach towards the students and 95.8% of them felt his words in the conversation were respectful.

## **Personal Mentoring**

Regarding the personal mentoring, 54.2 % of them felt that he identified the weaknesses of the students and helped them to overcome the same all the time and 43.8% of them felt happy that he had personal contact with the students and 37.5% of students agreed that he always listened to the personal problems of the students.

## **Suggestions**

- Might take the classes slowly
- To learn the slow learners and teach them how to study
- Need more Communication with Students
- Very good and some practical aspect can be included
- Don't take classes fastly
- The teacher should listens to opinion of the student
- May mingle more with students

- The course was useful and helped to learn better
- Try to mingle with students
- Very good teacher
- It will be better that the valuing of paper is should be little more good.
- Mantain this
- The hours given for teaching is very low so teachers unable to interact with us
- Teaching was good and clear but can make brief explanation in some topics
- Can improve connecting more related incidents to the subject
- Sir teaching and characterwise is good
- Sometimes he moves the slides very fast. It is difficult to take notes.
- The subject was very use. Allare ok.
- Teach the lesson little slow...

## **Rev. Fr. A. Loyola SJ – Environmental Education**

### **Syllabus Completion**

It is inferred from the feedback that 91.4% of students agreed that the professor had completed 85 to 100% of the syllabus in the class and covered the syllabus in the normal speed (77.1%) and 51.4% agreed that he completed the syllabus a week ahead.

### **Preparation for Class**

Regarding preparation, 77.1% of the students appreciated his preparation and 97.1% revealed that there was an effective power point presentation and all of them agreed that the video displayed in the class was relevant.

### **Communication**

Regarding the communication, 91.4% of students agreed that his communication was always effective and all the students appreciated him for his effective voice modulation and appreciated for the usage of simple and appropriate vocabulary in the class. 65.7% of them appreciated him for his moderate pace of speaking.

### **Classroom Management**

Regarding the classroom management, 74.3% of them appreciated the professor for the maintenance of discipline in the classroom. 68.6% of students observed that he made all the students' attentive in the class and 74.3% of them felt happy as he established an excellent rapport with the students.

### **Academic Mentoring**

Regarding to this dimension, 77.1% strongly agreed that the teacher educator identified the strengths and encouraged the students by providing right level of challenges and 65.7% of them strongly agreed that he helped them in writing assignment. All the students appreciated that the teacher educator clarified the doubts of the students in a nice manner and 80 % of them observed that teacher educator was always available for academic consultation and 74.3% of them agreed that he took remedial teaching always. 80% of them agreed that the task was allotted in the library hour was useful and 62.9% of them assured that he monitored the students in the library hour.

## **Evaluation**

With regard to internal evaluation, 77.1% of them agreed that fairness was maintained by him and 85.7 % of them agreed that the performance of the students in the assignments was discussed everytime by the teacher educator

## **Teaching Methodology**

Regarding this dimension, 80% of students observed that he illustrated the concepts through examples and applications and 68.6% of them appreciated the teacher educator for using student-centric methods, such as discussion, participative learning and problem solving for enhancing learning experiences

Regarding the use of ICT tools, 94.3% of students revealed that he always used ppt, related videos in the class and he was excellent in linking with today's situation. 82.9 % of them appreciated that he summed up the lesson regularly and 48.6 % of them revealed that he extensively used the blackboard.

## **Teacher Behaviour in the classroom**

With regard to teacher behaviour, 77.1% of them appreciated that the teacher behaviour in the classroom was very good. All of them revealed that he was always impartial ,they felt he had a friendly approach towards the students and his words in the conversation was respectful.

## **Personal Mentoring**

Regarding the personal mentoring, 85.7 % of them felt that he identified the weaknesses of the students and helped them to overcome the same all the time and 80% of them felt happy that he had personal contact with the students and 74.3% of students agreed that he always listened to the personal problems of the students.

## **Suggestions**

- Good teacher
- Very good
- May even mingle with students
- Encourage cooperative learning
- Awesome
- Teach us some history about environments science
- Father class is very comfortable and he is very nice person

## **Dr. R. Sathesh Franklin – Physical Education and Yoga**

### **Syllabus Completion**

It is inferred from the feedback that 87.3 % of students agreed that the professor had completed 85 to 100% of the syllabus in the class and covered the syllabus in the normal speed (94.5%) and 80% agreed that he completed the syllabus a week ahead.

### **Preparation for Class**

Regarding preparation, 60% of the students appreciated his preparation and 98.2% revealed that there was an effective power point presentation and all of them agreed that the video displayed in the class was relevant.

### **Communication**

Regarding the communication, 80% of students agreed that his communication was always effective and 94.5% students appreciated him for effective voice modulation and 96.4% appreciated for the usage of simple and appropriate vocabulary in the class. 81.8% of them appreciated him for moderate pace of speaking.

### **Classroom Management**

Regarding the classroom management, 56.4% of them appreciated the professor for the maintenance of discipline in the classroom. 56.4% of students observed that he made all the students' attentive in the class and 52.7% of them felt happy as he established an excellent rapport with the students.

### **Academic Mentoring**

Regarding to this dimension, 70.9 % strongly agreed that the teacher educator identified the strengths and encouraged the students by providing right level of challenges and 52.7% of them strongly agreed that he helped them in writing assignment. All the students appreciated that the teacher educator clarified the doubts of the students in a nice manner and 85.5 % of them observed that teacher educator was always available for academic consultation and 65.5% of them agreed that he took remedial teaching always. 67.3% of them agreed that the task was allotted in the library hour was useful and 56.4% of them assured that he monitored the students in the library hour.

## **Evaluation**

With regard to internal evaluation, 92.7% of them agreed that fairness was maintained by him and 76.4 % of them agreed that the performance of the students in the assignments was discussed everytime by the teacher educator

## **Teaching Methodology**

Regarding this dimension, 78.2% of students observed that he illustrated the concepts through examples and applications and 65.5% of them appreciated the teacher educator for using student-centric methods, such as discussion, participative learning and problem solving for enhancing learning experiences

Regarding the use of ICT tools, 85.5% of students revealed that he always used ppt, related videos in the class and 72.7% of them observed that he was excellent in linking with today's situation. 74.5 % of them appreciated that he summed up the lesson regularly and 58.2 % of them revealed that he extensively used the blackboard.

## **Teacher Behaviour in the classroom**

With regard to teacher behaviour, 65.5% of them appreciated that the teacher behaviour in the classroom was very good. 87.3% of them revealed that he was always impartial. All of them felt he had a friendly approach towards the students and 96.4% of them felt his words in the conversation were respectful.

## **Personal Mentoring**

Regarding the personal mentoring, 70.9% of them felt that he identified the weaknesses of the students and helped them to overcome the same all the time and 67.3% of them felt happy that he had personal contact with the students and 67.3% of students agreed that he always listened to the personal problems of the students.

## **Suggestions**

- Motivated the student
- Good
- Very good
- I would appreciate more practical hours.
- Well keep on going
- Need regular practical classes to play
- Keep it up
- More practical classes
- Sir has a good way of teaching at the same time he should improve himself on his communication skills



**ST. XAVIER'S COLLEGE OF EDUCATION (AUTONOMOUS)**

**[Re-accredited (4<sup>th</sup> Cycle) at 'A+' Grade by NAAC]**

**PALAYAMKOTTAI – 627 002, TAMIL NADU, INDIA**

**STUDENT SATISFACTORY SURVEY ON  
TEACHING-LEARNING PROCESS  
(TEACHER EVALUATION BY STUDENTS)**

**Semester II**

**2022-2023**





**ST. XAVIER'S COLLEGE OF EDUCATION (AUTONOMOUS)**

**[Re-accredited (4<sup>th</sup> Cycle) at 'A+' Grade by NAAC]**

**PALAYAMKOTTAI – 627 002, TAMIL NADU, INDIA**

**Semester II (2022-2023)**

**Student Satisfactory Survey on Teaching-Learning Process**

**(Teacher Evaluation by Students)**

<b>S. No.</b>	<b>Name</b>	<b>Subject Handled</b>
1.	Dr. A. John Lawrence	Pedagogy I – Special English
2.	Dr. M. Antony Raj	Pedagogy I – History
3.	Dr. Y. Daniel	Pedagogy I – Biological Science
4.	Mrs. A. Metilda Jasmine Shanthi	Pedagogy I – Mathematics
5.	Dr. S. Sherlin	Pedagogy I – Physical Science
6.	Dr. A. Nicholas Jegan	Pedagogy I – Computer Science
7.	Mr. U. Subramanian	Pedagogy I – Special Tamil
8.		Pedagogy II – General Tamil
9.	Mr. R. Balasubramanian	Pedagogy II – General English
10.	Dr. S. Mercy Johanna	Pedagogy II – General English
11.		Value Education
12.	Dr. A. Punitha Mary	Educational Psychology
13.	Dr. A. Michael J Leo	
14.	Mrs. M. Rosary KirubaAlexy	Human Rights and Duties Education
15.		Philosophical Foundations in Education
16.	Fr. A. Loyola, S.J.	Philosophical Foundations in Education
17.		Environmental Education
18.	Dr. R. Sathesh Franklin	Physical Education and Yoga



**ST. XAVIER'S COLLEGE OF EDUCATION (AUTONOMOUS)**

**[Re-accredited (4<sup>th</sup> Cycle) at 'A+' Grade by NAAC]**

**PALAYAMKOTTAI – 627 002, TAMIL NADU, INDIA**

**Performance appraisal of Faculty by Student teachers**

**Syllabus Completion**

1. How much of the syllabus was covered in the class?  
a. 85 to 100%                      b. 70 to 84%                      c. 55 to 69%                      d. 30 to 54%
2. The pace of the completion of the syllabus was  
a. Slow                      b. Normal                      c. Hurried
3. The teacher educator completed the syllabus  
a. At the last moment                      b. A week ahead                      c. Two days before the  
internal test                      d. Syllabus was not completed

**Preparation for Class**

4. The teacher educator's preparation for the classes was  
a. Very Good                      b. Good                      c. Poor
5. The quality of the power point presentation by the teacher educator  
a. Effective                      b. Not Effective                      c. No Power Point Presentation
6. The video displayed in the class by the teacher educator  
a. Relevant to the topic                      b. Irrelevant to the topic                      c. Not effective

**Communication**

7. The communication of the teacher educator was  
a. Always effective                      b. Sometimes effective                      c. Generally ineffective                      d.  
Very poor communication
8. The teacher educator's voice modulation in the class  
a. Effective                      b. Need improvement                      c. No voice modulation
9. The Vocabulary used by the teacher educator in the class  
a. Simple and appropriate                      b. Difficult and vague                      c. Too many words
10. The pace of speaking by the teacher educator  
a. Slow                      b. Moderate                      c. Fast

### **Classroom Management**

11. The maintenance of discipline in the classroom by the teacher educator
  - a. Very good
  - b. Good
  - c. Poor
12. The attentiveness of the students in his / her class
  - a. All students
  - b. Most of the students
  - c. A very few students
13. Establishment of teacher educator's rapport with the students
  - a. Excellent
  - b. Good
  - c. Poor

### **Academic Mentoring**

14. The teacher educator identifies the strengths and encourages the students by providing right level of challenges
  - a. Always
  - b. Occasionally
  - c. Never
15. The teacher educator helps the students in writing assignment
  - a. Strongly Agree
  - b. Agree
  - c. Disagree
16. Clarification of the students' doubts by the teacher educator
  - a. Good
  - b. Poor
  - c. Won't encourage the students to ask doubts
17. Availability of the teacher educator for Academic Consultation
  - a. Always
  - b. Occasionally
  - c. Not available
18. Remedial teaching is undertaken by the teacher educator
  - a. Always
  - b. Occasionally
  - c. No Remedial Teaching
19. Allotment of task by the teacher educator in library hour
  - a. Useful
  - b. Not useful
  - c. Not allotted
20. Monitoring of the students by the teacher educator in the library hour
  - a. Regularly
  - b. Occasionally
  - c. Never

### **Evaluation**

21. Fairness of the internal evaluation process by the teacher educator
  - a. Always
  - b. Occasionally
  - c. Never
22. The performance of the students in the assignments is discussed by the teacher educator
  - a. Every time
  - b. Occasionally
  - c. Never

### **Teaching Methodology**

23. The teacher educator illustrates the concepts through examples and applications
  - a. Always
  - b. Occasionally
  - c. Never

24. The teacher educator uses student-centric methods, such as discussion, participative learning and problem solving for enhancing learning experiences  
 a. To a great extent    b. Moderate    c. Somewhat    d. Very little
25. The use of ICT tools such as PPT related videos, etc. by teacher educator while teaching  
 a. Always    b. Occasionally    c. Never
26. Ability to link with today's situation  
 a. Excellent    b. Moderate    c. Poor
27. Summing up of the theme of the lesson  
 a. Regularly    b. Occasionally    c. No summing up
28. Usage of blackboard by a teacher educator  
 a. Extensive    b. Limited    c. Rarely

### **Teacher Behaviour in the classroom**

29. The teacher educator's behaviour in the classroom can best be described as  
 a. Very good    b. Good    c. Fair    d. Poor
30. Treatment of the students in the class  
 a. Always Impartial    b. Always Partial    c. Sometimes Partial
31. Approachability of the teacher educator  
 a. Friendly    b. Rudely    c. Indifferent
32. Usage of words in the conversation/dialogue  
 a. Respectful    b. Authoritative    c. Vulgar and hurting

### **Personal Mentoring**

33. Teacher educator identifies the weaknesses of the students and helps them to overcome  
 a. Every time    b. Occasionally    c. Never
34. Personal contact of the teacher educator with the students  
 a. Always    b. Sometimes    c. Never
35. Listening to the personal problems of the students by the teacher educator  
 a. Always    b. Sometimes    c. Never

### **Your Suggestions for the improvement of the teacher**

## **Semester II (2022-2023)**

### **Student Satisfactory Survey on Teaching-Learning Process**

#### **(Teacher Evaluation by Students)**

#### **Dr. A. Nicholas Jegan: Innovations in Education**

##### **Syllabus Completion**

It is inferred from the feedback of the students that 83.3 % of students revealed that the professor has covered 85 to 100 % of syllabus in the class, 70.8% of them felt that his pace of completion of syllabus was normal. 47.9% of students stated that he completed the syllabus a week ahead of internal test.

##### **Preparation for Class**

Regarding preparation, 54.2% of students felt happy that his preparation for the classes was very good. Most of the students (91.7%) of them appreciated that the power point presentation by the teacher educator was effective. Most of the students (95.8) were happy that the video displayed in the class was relevant to the topic.

##### **Communication**

Regarding the communication, 64.6% of them appreciated that his communication was always effective and 81.3% of them that the teacher educators voice modulation was effective. More than 90% of the students were happy that the vocabulary used by the teacher educator was simple and appropriate. 70.8% of them felt that his pace of speaking is moderate.

##### **Classroom Management**

Regarding the classroom management, 56.3 % felt that he maintained discipline in the classroom. 58.3% of them appreciated he can attract the attentiveness of the students in the class. 56.3% of them felt that his rapport with the students was excellent

##### **Academic Mentoring**

Regarding to this dimension, 68.8% appreciated him as he identified the strengths and encourages the students by providing right level of challenges. 56.3% of them were happy as he helped the students in writing assignments. teacher educator helps the students in writing assignment. 83.3% appreciated that he clarified the doubts clearly and 70.8% of them felt that the teacher educator is available for academic consultation. 58.3% of them appreciated that the remedial teaching was undertaken by him and 79.2% of them agreed that the task

allotted by him in the library hour was useful. 66.7% of them agreed that he monitored the students in the library hour regularly.

### **Evaluation**

With regard to internal evaluation, 70.8% of them agreed that fairness was maintained by him and 72.9% of them accepted that performance of the students in the assignments was discussed by the teacher educator everytime.

### **Teaching Methodology**

Regarding this dimension, 77.1% of them observed that he illustrated the concepts through examples and applications and 56.3% of them agreed that the teacher educator used student-centric methods, such as discussion, participative learning and problem solving for enhancing learning experiences o a great extent.

Regarding the use of ICT tools, 81.3% of them revealed that he used ppt always, related videos (68.8%) in the class and he was excellent (68.8%) in linking with today's situation. 72.9% of them appreciated that he summed up the lesson regularly and 58.3% of them revealed that he extensively used the blackboard.

### **Teacher Behaviour in the classroom**

With regard to teacher behaviour, 62.5% of them appreciated that the teacher behaviour in the classroom was very good and he was always impartial (83.3%). He had a friendly approach (91.7%) towards the students whereas 87.5% agreed that his usage of words in the conversation was respectful.

### **Personal Mentoring**

Regarding the personal mentoring, 77.1% of them felt that he identified the weaknesses of the students and helped them to overcome the same and 70.8% of them felt he had personal contact with the students always. 62.6% of them felt that he listened the personal problems of the students

### **Suggestions**

- Want to slow teach
- May improve the conversation skill, improve English speaking skill
- Language usage can be improved
- Not to rush to complete the Syllabus
- Always partial

## **Dr. Y. Daniel: Schooling, Socialisation and Identity**

### **Syllabus Completion**

It is inferred from the feedback of the students that 69.4 % of students revealed that the professor has covered 85 to 100 % of syllabus in the class, 85.7% of them felt that his pace of completion of syllabus was normal. 49% of students stated that he completed the syllabus a week ahead of internal test.

### **Preparation for Class**

Regarding preparation, 42.9% of students felt happy that his preparation for the classes was very good. Most of the students (91.8%) of them appreciated that the power point presentation by the teacher educator was effective. Most of the students (75.5%) were happy that the video displayed in the class was relevant to the topic.

### **Communication**

Regarding the communication, 55.1% of them appreciated that his communication was always effective and 77.6% of them that the teacher educators voice modulation was effective. More than 93.9% of the students were happy that the vocabulary used by the teacher educator was simple and appropriate. 85.7% of them felt that his pace of speaking is moderate.

### **Classroom Management**

Regarding the classroom management, 44.9 % felt that his maintenance of discipline in the classroom was very good. 49% of them appreciated he can attract the attentiveness of the students in the whole class. 57.1% of them felt that his rapport with the students was excellent

### **Academic Mentoring**

Regarding to this dimension, 42.9% appreciated him as he identified the strengths and encourages the students by providing right level of challenges always. 71.4% of them were agreed as he helped the students in writing assignments. 93.9% appreciated that he clarified the doubts clearly and 59.2% of them felt that the teacher educator is available for academic consultation always. 49% of them appreciated that the remedial teaching was undertaken by him always and 67.3% of them agreed that the task allotted by him in the library hour was useful. 36.7% of them agreed that he monitored the students in the library hour regularly.

## **Evaluation**

With regard to internal evaluation, 75.5% of them agreed that fairness was maintained by him and 53.1% of them accepted that performance of the students in the assignments was discussed by the teacher educator every time.

## **Teaching Methodology**

Regarding this dimension, 77.6% of them observed that he illustrated the concepts through examples and applications and 49% of them agreed that the teacher educator used student-centric methods, such as discussion, participative learning and problem solving for enhancing learning experiences to a great extent.

Regarding the use of ICT tools, 71.4% of them revealed that he used ppt always, related videos in the class and he was excellent (73.5%) in linking with today's situation. 69.4% of them appreciated that he summed up the lesson regularly and 28.6% of them revealed that he extensively used the blackboard.

## **Teacher Behaviour in the classroom**

With regard to teacher behaviour, 34.7 % of them appreciated that the teacher behaviour in the classroom was very good and he was always impartial (67.3%). He had a friendly approach (93.9%) towards the students whereas 81.6% agreed that his usage of words in the conversation was respectful.

## **Personal Mentoring**

Regarding the personal mentoring, 44.9% of them felt that he identified the weaknesses of the students and helped them to overcome the same every time and 42.9% of them felt he had personal contact with the students always. 42.9% of them felt that he listened the personal problems of the students always.

## **Suggestions**

- Avoid over lecturing
- Can complete the syllabus little early
- Can complete the portion soon
- Using videos in classes
- Preparation for the class can be improved
- Professor Daniel's teachings are easy to understand but at the same time he should slowly change the ppt



- Power point presentation can be created in a innovative manner
- Please give some different examples while taking class
- Presentation of relevant videos will make more sense
- To share the ideas about today environment society

## **Dr. S. Sherlin: Innovations in Education**

### **Syllabus Completion**

It is inferred from the feedback of the students that 85.7 % of students revealed that the professor has covered 85 to 100 % of syllabus in the class, 81.6% of them felt that his pace of completion of syllabus was normal. 49% of students stated that he completed the syllabus a week ahead of internal test.

### **Preparation for Class**

Regarding preparation, 61.2% of students felt happy that his preparation for the classes was very good. Most of the students (95.9%) of them appreciated that the power point presentation by the teacher educator was effective. Most of the students (93.9%) were happy that the video displayed in the class was relevant to the topic.

### **Communication**

Regarding the communication, 81.6% of them appreciated that his communication was always effective and 95.9% of them that the teacher educators voice modulation was effective. More than 95.9% of the students were happy that the vocabulary used by the teacher educator was simple and appropriate. 75.5% of them felt that his pace of speaking is moderate.

### **Classroom Management**

Regarding the classroom management, 59.2 % felt that his maintenance of discipline in the classroom was very good. 61.2% of them appreciated he can attract the attentiveness of the students in the whole class. 46.9% of them felt that his rapport with the students was excellent

### **Academic Mentoring**

Regarding to this dimension, 61.2% appreciated him as he identified the strengths and encourages the students by providing right level of challenges always. 49% of them were agreed as he helped the students in writing assignments. 98% appreciated that he clarified the doubts clearly and 75.5% of them felt that the teacher educator is available for academic consultation always. 67.3% of them appreciated that the remedial teaching was undertaken by him always and 55.1% of them agreed that the task allotted by him in the library hour was useful. 61.2% of them agreed that he monitored the students in the library hour regularly.

## **Evaluation**

With regard to internal evaluation, 71.4% of them agreed that fairness was maintained by him and 65.3% of them accepted that performance of the students in the assignments was discussed by the teacher educator everytime.

## **Teaching Methodology**

Regarding this dimension, 83.7% of them observed that he illustrated the concepts through examples and applications and 63.3% of them agreed that the teacher educator used student-centric methods, such as discussion, participative learning and problem solving for enhancing learning experiences to a great extent.

Regarding the use of ICT tools, 85.7% of them revealed that he used ppt always, related videos in the class and he was excellent (77.6%) in linking with today's situation. 73.5% of them appreciated that he summed up the lesson regularly and 36.7% of them revealed that he extensively used the blackboard.

## **Teacher Behaviour in the classroom**

With regard to teacher behaviour, 51% of them appreciated that the teacher behaviour in the classroom was very good and he was always impartial (79.6%). He had a friendly approach (89.8%) towards the students whereas 85.7% agreed that his usage of words in the conversation was respectful.

## **Personal Mentoring**

Regarding the personal mentoring, 65.3 % of them felt that he identified the weaknesses of the students and helped them to overcome the same every time and 63.3% of them felt he had personal contact with the students always. 61.2% of them felt that he listened the personal problems of the students always.

## **Suggestions**

- Can take us to lab often
- Sometimes rudely...
- Try to complete the syllabus early
- Can teach little fast
- Power point presentation can be improved in a innovative manner
- Main topics can be taught by the educator rather giving for seminar
- The classes are more interactive... maintain the same way of teaching
- Give some time break in the class, like 5 minutes in the last
- So Mostly do not take extra classes because sometimes that is more annoying for the students.

## **Dr. A. Punitha Mary: Educational Psychology II**

### **Syllabus Completion**

It is inferred from the feedback of the students that 89.1 % of students revealed that the professor has covered 85 to 100 % of syllabus in the class, 78.3% of them felt that her pace of completion of syllabus was normal. 63% of students stated that she completed the syllabus a week ahead of internal test.

### **Preparation for Class**

Regarding preparation, 52.2% of students felt happy that her preparation for the classes was very good. Most of the students (89.1%) of them appreciated that the power point presentation by the teacher educator was effective. Most of the students (91.3%) were happy that the video displayed in the class was relevant to the topic.

### **Communication**

Regarding the communication, 65.2% of them appreciated that her communication was always effective and 76.1% of them that the teacher educators voice modulation was effective. More than 93.5% of the students were happy that the vocabulary used by the teacher educator was simple and appropriate. 78.3% of them felt that her pace of speaking is moderate.

### **Classroom Management**

Regarding the classroom management, 54.3 % felt that her maintenance of discipline in the classroom was very good. 50% of them appreciated she can attract the attentiveness of the students in the whole class. 45.7% of them felt that her rapport with the students was excellent

### **Academic Mentoring**

Regarding to this dimension, 58.7% appreciated her as she identified the strengths and encourages the students by providing right level of challenges always. 32.9% of them were agreed as she helped the students in writing assignments. 91.3% appreciated that she clarified the doubts clearly and 60.9% of them felt that the teacher educator is available for academic consultation always. 56.5% of them appreciated that the remedial teaching was undertaken by her always and 63% of them agreed that the task allotted by her in the library hour was useful. 54.3% of them agreed that she monitored the students in the library hour regularly.

### **Evaluation**

With regard to internal evaluation, 76.1% of them agreed that fairness was maintained by her and 58.7% of them accepted that performance of the students in the assignments was discussed by the teacher educator everytime.

### **Teaching Methodology**

Regarding this dimension, 69.6% of them observed that she illustrated the concepts through examples and applications and 45.7% of them agreed that the teacher educator used student-centric methods, such as discussion, participative learning and problem solving for enhancing learning experiences to a great extent.

Regarding the use of ICT tools, 76.1% of them revealed that she used ppt always, related videos in the class and she was excellent (47.8%) in linking with today's situation. 54.3% of them appreciated that she summed up the lesson regularly and 32.6% of them revealed that she extensively used the blackboard.

### **Teacher Behaviour in the classroom**

With regard to teacher behaviour, 45.7% of them appreciated that the teacher behaviour in the classroom was very good and she was always impartial (71.7%). She had a friendly approach (73.9%) towards the students whereas 82.6% agreed that his usage of words in the conversation was respectful.

### **Personal Mentoring**

Regarding the personal mentoring, 56.5% of them felt that she identified the weaknesses of the students and helped them to overcome the same every time and 47.8% of them felt she had personal contact with the students always. 52.2% of them felt that she listened the personal problems of the students always.

### **Suggestions**

- While teaching consider the last bench students also.
- Study material can be made easy
- Voice modulation more effective
- Try to more attentive of the students.

## **Dr. A. Michael J Leo: Educational Psychology II**

### **Syllabus Completion**

It is inferred from the feedback of the students that 95.5 % of students revealed that the professor has covered 85 to 100 % of syllabus in the class, 77.3% of them felt that his pace of completion of syllabus was normal. 61.4% of students stated that he completed the syllabus a week ahead of internal test.

### **Preparation for Class**

Regarding preparation, 90.9% of students felt happy that his preparation for the classes was very good. Most of the students (93.2%) of them appreciated that the power point presentation by the teacher educator was effective. Most of the students (90.9%) were happy that the video displayed in the class was relevant to the topic.

### **Communication**

Regarding the communication, 90.9% of them appreciated that his communication was always effective and 95.5% of them that the teacher educators voice modulation was effective. More than 93.2% of the students were happy that the vocabulary used by the teacher educator was simple and appropriate. 75% of them felt that his pace of speaking is moderate.

### **Classroom Management**

Regarding the classroom management, 90.9 % felt that his maintenance of discipline in the classroom was very good. 84.1 % of them appreciated he can attract the attentiveness of the students in the whole class. 86.4% of them felt that his rapport with the students was excellent

### **Academic Mentoring**

Regarding to this dimension, 81.8% appreciated him as he identified the strengths and encourages the students by providing right level of challenges always. 81.8% of them were agreed as he helped the students in writing assignments. 93.2% appreciated that he clarified the doubts clearly and 86.4% of them felt that the teacher educator is available for academic consultation always. 79.5% of them appreciated that the remedial teaching was undertaken by him always and 88.6% of them agreed that the task allotted by him in the library hour was useful. 75% of them agreed that he monitored the students in the library hour regularly.

## **Evaluation**

With regard to internal evaluation, 88.6% of them agreed that fairness was maintained by him and 77.3% of them accepted that performance of the students in the assignments was discussed by the teacher educator every time.

## **Teaching Methodology**

Regarding this dimension, 83.7% of them observed that he illustrated the concepts through examples and applications and 79.5% of them agreed that the teacher educator used student-centric methods, such as discussion, participative learning and problem solving for enhancing learning experiences to a great extent.

Regarding the use of ICT tools, 81.8% of them revealed that he used ppt always, related videos in the class and he was excellent (86.4%) in linking with today's situation. 81.8% of them appreciated that he summed up the lesson regularly and 59.1 % of them revealed that he extensively used the blackboard.

## **Teacher Behaviour in the classroom**

With regard to teacher behaviour, 81.8% of them appreciated that the teacher behaviour in the classroom was very good and he was always impartial (86.4%). He had a friendly approach (93.2%) towards the students whereas 95.5% agreed that his usage of words in the conversation was respectful.

## **Personal Mentoring**

Regarding the personal mentoring, 79.5% of them felt that he identified the weaknesses of the students and helped them to overcome the same every time and 79.5% of them felt he had personal contact with the students always. 79.5% of them felt that he listened the personal problems of the students always.

## **Suggestions**

- During the class hour using some psychological activity. It makes more interesting in class.
- Can be more friendly.
- Can be more approachable
- May speak in English

## **Rev. Fr. Loyola: Assessment of Learning**

### **Syllabus Completion**

It is inferred from the feedback of the students that 90.9 % of students revealed that the professor has covered 85 to 100 % of syllabus in the class, 75% of them felt that his pace of completion of syllabus was normal. 68.2% of students stated that he completed the syllabus a week ahead of internal test.

### **Preparation for Class**

Regarding preparation, 63.6% of students felt happy that his preparation for the classes was very good. Most of the students (84.1%) of them appreciated that the power point presentation by the teacher educator was effective. Most of the students (84.1%) were happy that the video displayed in the class was relevant to the topic.

### **Communication**

Regarding the communication, 70.5% of them appreciated that his communication was always effective and 84.1% of them that the teacher educators voice modulation was effective. More than 88.6% of the students were happy that the vocabulary used by the teacher educator was simple and appropriate. 70.5% of them felt that his pace of speaking is moderate.

### **Classroom Management**

Regarding the classroom management, 63.6 % felt that his maintenance of discipline in the classroom was very good. 59.1% of them appreciated he can attract the attentiveness of the students in the whole class. 56.8% of them felt that his rapport with the students was excellent

### **Academic Mentoring**

Regarding to this dimension, 72.7% appreciated her as he identified the strengths and encourages the students by providing right level of challenges always. 68.2% of them were agreed as he helped the students in writing assignments. 84.1% appreciated that he clarified the doubts clearly and 77.3% of them felt that the teacher educator is available for academic consultation always. 79.5% of them appreciated that the remedial teaching was undertaken by him always and 84.1% of them agreed that the task allotted by him in the library hour was useful. 81.8% of them agreed that he monitored the students in the library hour regularly.



## **Evaluation**

With regard to internal evaluation, 77.3% of them agreed that fairness was maintained by him and 79.5% of them accepted that performance of the students in the assignments was discussed by the teacher educator every time.

## **Teaching Methodology**

Regarding this dimension, 65.9% of them observed that he illustrated the concepts through examples and applications and 61.4% of them agreed that the teacher educator used student-centric methods, such as discussion, participative learning and problem solving for enhancing learning experiences to a great extent.

Regarding the use of ICT tools, 75% of them revealed that he used ppt always, related videos in the class and he was excellent (68.2%) in linking with today's situation. 77.3% of them appreciated that he summed up the lesson regularly and 63.6% of them revealed that he extensively used the blackboard.

## **Teacher Behaviour in the classroom**

With regard to teacher behaviour, 75% of them appreciated that the teacher behaviour in the classroom was very good and he was always impartial (81.8%). He had a friendly approach (90.9%) towards the students whereas 86.4% agreed that his usage of words in the conversation was respectful.

## **Personal Mentoring**

Regarding the personal mentoring, 72.7% of them felt that he identified the weaknesses of the students and helped them to overcome the same every time and 72.7% of them felt he had personal contact with the students always. 70.5% of them felt that he listened the personal problems of the students always.

## **Suggestions**

- Want to presentation moves slowly
- Can improve the classroom interactions
- Link with more experience outside of syllabus
- Little more deep

## **Dr. S. Mercy Johanna: Schooling, Socialisation and identity**

### **Syllabus Completion**

It is inferred from the feedback of the students that 87.5 % of students revealed that the professor has covered 85 to 100 % of syllabus in the class, 81.3% of them felt that her pace of completion of syllabus was normal. 64.6% of students stated that she completed the syllabus a week ahead of internal test.

### **Preparation for Class**

Regarding preparation, 66.7% of students felt happy that her preparation for the classes was very good. Most of the students (89.6%) of them appreciated that the power point presentation by the teacher educator was effective. Most of the students (89.6%) were happy that the video displayed in the class was relevant to the topic.

### **Communication**

Regarding the communication, 70.8% of them appreciated that her communication was always effective and 83.3% of them that the teacher educators voice modulation was effective. More than 91.7% of the students were happy that the vocabulary used by the teacher educator was simple and appropriate. 77.1% of them felt that her pace of speaking is moderate.

### **Classroom Management**

Regarding the classroom management, 66.7 % felt that her maintenance of discipline in the classroom was very good. 50% of them appreciated she can attract the attentiveness of the students in the whole class. 62.5% of them felt that her rapport with the students was excellent

### **Academic Mentoring**

Regarding to this dimension, 70.8% appreciated him as she identified the strengths and encourages the students by providing right level of challenges always. 56.3% of them were agreed as she helped the students in writing assignments. 95.8% appreciated that she clarified the doubts clearly and 81.3% of them felt that the teacher educator is available for academic consultation always. 70.8% of them appreciated that the remedial teaching was undertaken by her always and 85.4% of them agreed that the task allotted by her in the library hour was useful. 68.8% of them agreed that she monitored the students in the library hour regularly.

## **Evaluation**

With regard to internal evaluation, 79.2% of them agreed that fairness was maintained by her and 75% of them accepted that performance of the students in the assignments was discussed by the teacher educator everytime.

## **Teaching Methodology**

Regarding this dimension, 85.4% of them observed that she illustrated the concepts through examples and applications and 64.6% of them agreed that the teacher educator used student-centric methods, such as discussion, participative learning and problem solving for enhancing learning experiences to a great extent.

Regarding the use of ICT tools, 77.1% of them revealed that she used ppt always, related videos in the class and she was excellent (81.3%) in linking with today's situation. 85.4% of them appreciated that she summed up the lesson regularly and 52.1% of them revealed that she extensively used the blackboard.

## **Teacher Behaviour in the classroom**

With regard to teacher behaviour, 56.3% of them appreciated that the teacher behaviour in the classroom was very good and she was always impartial (83.3%). She had a friendly approach (93.8%) towards the students whereas 93.8% agreed that his usage of words in the conversation was respectful.

## **Personal Mentoring**

Regarding the personal mentoring, 83.3% of them felt that she identified the weaknesses of the students and helped them to overcome the same every time and 72.9 % of them felt she had personal contact with the students always. 64.6% of them felt that she listened the personal problems of the students always.

## **Suggestions**

- Should be loud speaker
- May improve the questioning ability
- Can be more friendly

## **Mrs. M. Rosary Kiruba Alexy: Assessment of Learning**

### **Syllabus Completion**

It is inferred from the feedback of the students that 88.9 % of students revealed that the professor has covered 85 to 100 % of syllabus in the class, 71.1% of them felt that her pace of completion of syllabus was normal. 80% of students stated that she completed the syllabus a week ahead of internal test.

### **Preparation for Class**

Regarding preparation, 51.1% of students felt happy that her preparation for the classes was very good. Most of the students (86.7%) of them appreciated that the power point presentation by the teacher educator was effective. Most of the students (86.7%) were happy that the video displayed in the class was relevant to the topic.

### **Communication**

Regarding the communication, 75.6% of them appreciated that her communication was always effective and 73.3% of them that the teacher educators voice modulation was effective. More than 88.9% of the students were happy that the vocabulary used by the teacher educator was simple and appropriate. 80% of them felt that her pace of speaking is moderate.

### **Classroom Management**

Regarding the classroom management, 48.9 % felt that her maintenance of discipline in the classroom was very good. 60% of them appreciated she can attract the attentiveness of the students in the whole class. 55.6% of them felt that her rapport with the students was excellent

### **Academic Mentoring**

Regarding to this dimension, 62.2% appreciated her as she identified the strengths and encourages the students by providing right level of challenges always. 46.7% of them were agreed as she helped the students in writing assignments. 91.1% appreciated that she clarified the doubts clearly and 71.1% of them felt that the teacher educator is available for academic consultation always. 60% of them appreciated that the remedial teaching was undertaken by her always and 62.2% of them agreed that the task allotted by her in the library hour was useful. 55.6% of them agreed that she monitored the students in the library hour regularly.

## **Evaluation**

With regard to internal evaluation, 68.9% of them agreed that fairness was maintained by her and 57.8% of them accepted that performance of the students in the assignments was discussed by the teacher educator everytime.

## **Teaching Methodology**

Regarding this dimension, 62.2% of them observed that she illustrated the concepts through examples and applications and 44.4% of them agreed that the teacher educator used student-centric methods, such as discussion, participative learning and problem solving for enhancing learning experiences to a great extent.

Regarding the use of ICT tools, 73.3% of them revealed that she used ppt always, related videos in the class and she was excellent (55.6%) in linking with today's situation. 55.6% of them appreciated that she summed up the lesson regularly and 48.9% of them revealed that she extensively used the blackboard.

## **Teacher Behaviour in the classroom**

With regard to teacher behaviour, 55.6 % of them appreciated that the teacher behaviour in the classroom was very good and she was always impartial (73.3%). She had a friendly approach (91.1%) towards the students whereas 86.7% agreed that his usage of words in the conversation was respectful.

## **Personal Mentoring**

Regarding the personal mentoring, 68.9 % of them felt that she identified the weaknesses of the students and helped them to overcome the same every time and 60 % of them felt she had personal contact with the students always. 55.6% of them felt that she listened the personal problems of the students always.

## **Suggestions**

- Material can be given with simple words
- Plz..short the given notes, it heavy to read .
- Presentation needed to be improved
- The valuation part mostly teacher give low marks sometimes that may be affect the students. And the subject also. So kindly try to improve this one.

## **Dr. A. John Lawrence: Pedagogy of Special English**

### **Syllabus Completion**

It is inferred from the feedback of the students that 93.3% of students revealed that the professor has covered 85 to 100 % of syllabus in the class, 80% of them felt that her pace of completion of syllabus was normal. 83.3% of students stated that she completed the syllabus a week ahead of internal test.

### **Preparation for Class**

Regarding preparation, 73.3% of students felt happy that her preparation for the classes was very good. Most of the students (50%) of them appreciated that the power point presentation by the teacher educator was effective. Most of the students (53.3%) were happy that the video displayed in the class was relevant to the topic.

### **Communication**

Regarding the communication, 80% of them appreciated that her communication was always effective and 93.3% of them that the teacher educators voice modulation was effective. More than 96.7% of the students were happy that the vocabulary used by the teacher educator was simple and appropriate. 63.3% of them felt that her pace of speaking is moderate.

### **Classroom Management**

Regarding the classroom management, 66.7 % felt that her maintenance of discipline in the classroom was very good. 76.7% of them appreciated she can attract the attentiveness of the students in the whole class. 76.7% of them felt that her rapport with the students was excellent

### **Academic Mentoring**

Regarding to this dimension, 76.7% appreciated him as she identified the strengths and encourages the students by providing right level of challenges always. 73.3% of them were agreed as she helped the students in writing assignments. 86.7% appreciated that she clarified the doubts clearly and 76.7% of them felt that the teacher educator is available for academic consultation always. 63.3% of them appreciated that the remedial teaching was undertaken by her always and 80% of them agreed that the task allotted by her in the library hour was useful. 60% of them agreed that she monitored the students in the library hour regularly.

## **Evaluation**

With regard to internal evaluation, 90% of them agreed that fairness was maintained by her and 80% of them accepted that performance of the students in the assignments was discussed by the teacher educator everytime.

## **Teaching Methodology**

Regarding this dimension, 83.3% of them observed that she illustrated the concepts through examples and applications and 70% of them agreed that the teacher educator used student-centric methods, such as discussion, participative learning and problem solving for enhancing learning experiences to a great extent.

Regarding the use of ICT tools, 53.3% of them revealed that she used ppt always, related videos in the class and she was excellent (80%) in linking with today's situation. 73.3% of them appreciated that she summed up the lesson regularly and 60% of them revealed that she extensively used the blackboard.

## **Teacher Behaviour in the classroom**

With regard to teacher behaviour, 56.7 % of them appreciated that the teacher behaviour in the classroom was very good and she was always impartial (70%). She had a friendly approach (86.7%) towards the students whereas 86.7% agreed that his usage of words in the conversation was respectful.

## **Personal Mentoring**

Regarding the personal mentoring, 76.7 % of them felt that she identified the weaknesses of the students and helped them to overcome the same every time and 76.7% of them felt she had personal contact with the students always. 70% of them felt that she listened the personal problems of the students always.

## **Suggestions**

- Can use some ICT tools
- Need improvement
- Can be more humble to the students.
- Can be more understanding
- Better to use smart board

## **Dr. M. Antony Raj – Pedagogy of History**

### **Syllabus Completion**

It is inferred from the feedback of the students that 100% of students revealed that the professor has covered 85 to 100 % of syllabus in the class, 100% of them felt that her pace of completion of syllabus was normal. 100% of students stated that she completed the syllabus a week ahead of internal test.

### **Preparation for Class**

Regarding preparation, 100% of students felt happy that her preparation for the classes was very good. Most of the students (100%) of them appreciated that the power point presentation by the teacher educator was effective. Most of the students (100%) were happy that the video displayed in the class was relevant to the topic.

### **Communication**

Regarding the communication, 100% of them appreciated that her communication was always effective and 100% of them that the teacher educators voice modulation was effective. More than 100% of the students were happy that the vocabulary used by the teacher educator was simple and appropriate. 100% of them felt that her pace of speaking is moderate.

### **Classroom Management**

Regarding the classroom management, 100% felt that her maintenance of discipline in the classroom was very good. 100% of them appreciated she can attract the attentiveness of the students in the whole class. 100% of them felt that her rapport with the students was excellent

### **Academic Mentoring**

Regarding to this dimension, 100% appreciated him as she identified the strengths and encourages the students by providing right level of challenges always. 100% of them were agreed as she helped the students in writing assignments. 100% appreciated that she clarified the doubts clearly and 100% of them felt that the teacher educator is available for academic consultation always. 100% of them appreciated that the remedial teaching was undertaken by her always and 100% of them agreed that the task allotted by her in the library hour was useful. 50% of them agreed that she monitored the students in the library hour regularly.



## **Evaluation**

With regard to internal evaluation, 68.9% of them agreed that fairness was maintained by her and 57.8% of them accepted that performance of the students in the assignments was discussed by the teacher educator everytime.

## **Teaching Methodology**

Regarding this dimension, 100% of them observed that she illustrated the concepts through examples and applications and 100% of them agreed that the teacher educator used student-centric methods, such as discussion, participative learning and problem solving for enhancing learning experiences to a great extent.

Regarding the use of ICT tools, 50% of them revealed that she used ppt always, related videos in the class and she was excellent (100%) in linking with today's situation. 100% of them appreciated that she summed up the lesson regularly and 50% of them revealed that she extensively used the blackboard.

## **Teacher Behaviour in the classroom**

With regard to teacher behaviour, 50% of them appreciated that the teacher behaviour in the classroom was very good and she was always impartial (100%). She had a friendly approach (100%) towards the students whereas 100% agreed that his usage of words in the conversation was respectful.

## **Personal Mentoring**

Regarding the personal mentoring, 100% of them felt that she identified the weaknesses of the students and helped them to overcome the same every time and 50% of them felt she had personal contact with the students always. 100% of them felt that she listened the personal problems of the students always.

## **Suggestions**

- a) No comments
- b) We have a separate class for history hours

## **Mrs. A. Metilda Jasmine Shanthi – Pedagogy of Mathematics**

### **Syllabus Completion**

It is inferred from the feedback of the students that 95.8% of students revealed that the professor has covered 85 to 100 % of syllabus in the class, 91.7% of them felt that her pace of completion of syllabus was normal. 66.7% of students stated that she completed the syllabus a week ahead of internal test.

### **Preparation for Class**

Regarding preparation, 70.8% of students felt happy that her preparation for the classes was very good. Most of the students (100%) of them appreciated that the power point presentation by the teacher educator was effective. Most of the students (91.7%) were happy that the video displayed in the class was relevant to the topic.

### **Communication**

Regarding the communication, 87.5% of them appreciated that her communication was always effective and 91.7% of them that the teacher educators voice modulation was effective. More than 100% of the students were happy that the vocabulary used by the teacher educator was simple and appropriate. 79.2% of them felt that her pace of speaking is moderate.

### **Classroom Management**

Regarding the classroom management, 66.7% felt that her maintenance of discipline in the classroom was very good. 87.5% of them appreciated she can attract the attentiveness of the students in the whole class. 66.7% of them felt that her rapport with the students was excellent

### **Academic Mentoring**

Regarding to this dimension, 75% appreciated him as she identified the strengths and encourages the students by providing right level of challenges always. 58.3% of them were agreed as she helped the students in writing assignments. 100% appreciated that she clarified the doubts clearly and 83.3% of them felt that the teacher educator is available for academic consultation always. 75% of them appreciated that the remedial teaching was undertaken by her always and 83.3% of them agreed that the task allotted by her in the library hour was useful. 79.2% of them agreed that she monitored the students in the library hour regularly.

### **Evaluation**

With regard to internal evaluation, 79.2% of them agreed that fairness was maintained by her and 75% of them accepted that performance of the students in the assignments was discussed by the teacher educator everytime.

### **Teaching Methodology**

Regarding this dimension, 87.5% of them observed that she illustrated the concepts through examples and applications and 66.7% of them agreed that the teacher educator used student-centric methods, such as discussion, participative learning and problem solving for enhancing learning experiences to a great extent.

Regarding the use of ICT tools, 83.3% of them revealed that she used ppt always, related videos in the class and she was excellent (83.3%) in linking with today's situation. 70.8% of them appreciated that she summed up the lesson regularly and 62.5% of them revealed that she extensively used the blackboard.

### **Teacher Behaviour in the classroom**

With regard to teacher behaviour, 62.5% of them appreciated that the teacher behaviour in the classroom was very good and she was always impartial (87.5%). She had a friendly approach (95.8%) towards the students whereas 91.7% agreed that his usage of words in the conversation was respectful.

### **Personal Mentoring**

Regarding the personal mentoring, 75% of them felt that she identified the weaknesses of the students and helped them to overcome the same every time and 75% of them felt she had personal contact with the students always. 62.5% of them felt that she listened the personal problems of the students always.

### **Suggestions**

- Class can be made interesting
- To use much more ideas to give the students

-

## **Dr. A. Nicholas Jegan – Pedagogy of Computer Science**

### **Syllabus Completion**

It is inferred from the feedback of the students that 75% of students revealed that the professor has covered 85 to 100 % of syllabus in the class, 100% of them felt that her pace of completion of syllabus was normal. 100% of students stated that she completed the syllabus a week ahead of internal test.

### **Preparation for Class**

Regarding preparation, 50% of students felt happy that her preparation for the classes was very good. Most of the students (75%) of them appreciated that the power point presentation by the teacher educator was effective. Most of the students (75%) were happy that the video displayed in the class was relevant to the topic.

### **Communication**

Regarding the communication, 100% of them appreciated that her communication was always effective and 100% of them that the teacher educators voice modulation was effective. More than 75% of the students were happy that the vocabulary used by the teacher educator was simple and appropriate. 75% of them felt that her pace of speaking is moderate.

### **Classroom Management**

Regarding the classroom management, 50% felt that her maintenance of discipline in the classroom was very good. 75% of them appreciated she can attract the attentiveness of the students in the whole class. 75% of them felt that her rapport with the students was excellent

### **Academic Mentoring**

Regarding to this dimension, 75% appreciated him as she identified the strengths and encourages the students by providing right level of challenges always. 50% of them were agreed as she helped the students in writing assignments. 100% appreciated that she clarified the doubts clearly and 100% of them felt that the teacher educator is available for academic consultation always. 100% of them appreciated that the remedial teaching was undertaken by her always and 100% of them agreed that the task allotted by her in the library hour was useful. 75% of them agreed that she monitored the students in the library hour regularly.

### **Evaluation**

With regard to internal evaluation, 75% of them agreed that fairness was maintained by her and 75% of them accepted that performance of the students in the assignments was discussed by the teacher educator everytime.

### **Teaching Methodology**

Regarding this dimension, 75% of them observed that she illustrated the concepts through examples and applications and 75% of them agreed that the teacher educator used student-centric methods, such as discussion, participative learning and problem solving for enhancing learning experiences to a great extent.

Regarding the use of ICT tools, 100% of them revealed that she used ppt always, related videos in the class and she was excellent (50%) in linking with today's situation. 75% of them appreciated that she summed up the lesson regularly and 50% of them revealed that she extensively used the blackboard.

### **Teacher Behaviour in the classroom**

With regard to teacher behaviour, 50% of them appreciated that the teacher behaviour in the classroom was very good and she was always impartial (50%). She had a friendly approach (75%) towards the students whereas 75% agreed that his usage of words in the conversation was respectful.

### **Personal Mentoring**

Regarding the personal mentoring, 75% of them felt that she identified the weaknesses of the students and helped them to overcome the same every time and 75% of them felt she had personal contact with the students always. 75% of them felt that she listened the personal problems of the students always.

### **Suggestions**

Good

## **Dr. S. Sherlin – Pedagogy of Physical Science**

### **Syllabus Completion**

It is inferred from the feedback of the students that 90.9% of students revealed that the professor has covered 85 to 100 % of syllabus in the class, 81.8% of them felt that her pace of completion of syllabus was normal. 40.9% of students stated that she completed the syllabus a week ahead of internal test.

### **Preparation for Class**

Regarding preparation, 77.3% of students felt happy that her preparation for the classes was very good. Most of the students (95.5%) of them appreciated that the power point presentation by the teacher educator was effective. Most of the students (90.9%) were happy that the video displayed in the class was relevant to the topic.

### **Communication**

Regarding the communication, 86.4% of them appreciated that her communication was always effective and 95.5% of them that the teacher educators voice modulation was effective. More than 90.9% of the students were happy that the vocabulary used by the teacher educator was simple and appropriate. 68.2% of them felt that her pace of speaking is moderate.

### **Classroom Management**

Regarding the classroom management, 68.2% felt that her maintenance of discipline in the classroom was very good. 72.7% of them appreciated she can attract the attentiveness of the students in the whole class. 54.5% of them felt that her rapport with the students was excellent

### **Academic Mentoring**

Regarding to this dimension, 77.3% appreciated her as she identified the strengths and encourages the students by providing right level of challenges always. 59.1% of them were agreed as she helped the students in writing assignments. 86.4% appreciated that she clarified the doubts clearly and 59.1% of them felt that the teacher educator is available for academic consultation always. 72.7% of them appreciated that the remedial teaching was undertaken by her always and 77.3% of them agreed that the task allotted by her in the library hour was useful. 63.6% of them agreed that she monitored the students in the library hour regularly.

### **Evaluation**

With regard to internal evaluation, 77.3% of them agreed that fairness was maintained by her and 68.2% of them accepted that performance of the students in the assignments was discussed by the teacher educator everytime.

### **Teaching Methodology**

Regarding this dimension, 86.4% of them observed that she illustrated the concepts through examples and applications and 63.6% of them agreed that the teacher educator used student-centric methods, such as discussion, participative learning and problem solving for enhancing learning experiences to a great extent.

Regarding the use of ICT tools, 81.8% of them revealed that she used ppt always, related videos in the class and she was excellent (81.8%) in linking with today's situation. 72.7% of them appreciated that she summed up the lesson regularly and 59.1% of them revealed that she extensively used the blackboard.

### **Teacher Behaviour in the classroom**

With regard to teacher behaviour, 68.2% of them appreciated that the teacher behaviour in the classroom was very good and she was always impartial (86.4%). She had a friendly approach (86.4%) towards the students whereas 77.3% agreed that his usage of words in the conversation was respectful.

### **Personal Mentoring**

Regarding the personal mentoring, 72.7% of them felt that she identified the weaknesses of the students and helped them to overcome the same every time and 72.7% of them felt she had personal contact with the students always. 68.2% of them felt that she listened the personal problems of the students always.

### **Suggestions**

## **Dr. U. Subramanian – Pedagogy of Special Tamil**

### **Syllabus Completion**

It is inferred from the feedback of the students that 50% of students revealed that the professor has covered 85 to 100 % of syllabus in the class, 50% of them felt that her pace of completion of syllabus was normal. 75% of students stated that she completed the syllabus a week ahead of internal test.

### **Preparation for Class**

Regarding preparation, 75% of students felt happy that her preparation for the classes was very good. Most of the students (50%) of them appreciated that the power point presentation by the teacher educator was effective. Most of the students (50%) were happy that the video displayed in the class was relevant to the topic.

### **Communication**

Regarding the communication, 75% of them appreciated that her communication was always effective and 50% of them that the teacher educators voice modulation was effective. More than 75% of the students were happy that the vocabulary used by the teacher educator was simple and appropriate. 75% of them felt that her pace of speaking is moderate.

### **Classroom Management**

Regarding the classroom management, 100% felt that her maintenance of discipline in the classroom was very good. 50% of them appreciated she can attract the attentiveness of the students in the whole class. 75% of them felt that her rapport with the students was excellent

### **Academic Mentoring**

Regarding to this dimension, 50% appreciated him as she identified the strengths and encourages the students by providing right level of challenges always. 50% of them were agreed as she helped the students in writing assignments. 50% appreciated that she clarified the doubts clearly and 50% of them felt that the teacher educator is available for academic consultation always. 50% of them appreciated that the remedial teaching was undertaken by her always and 75% of them agreed that the task allotted by her in the library hour was useful. 75% of them agreed that she monitored the students in the library hour regularly.

### **Evaluation**



With regard to internal evaluation, 75% of them agreed that fairness was maintained by her and 50% of them accepted that performance of the students in the assignments was discussed by the teacher educator everytime.

### **Teaching Methodology**

Regarding this dimension, 50% of them observed that she illustrated the concepts through examples and applications and 100% of them agreed that the teacher educator used student-centric methods, such as discussion, participative learning and problem solving for enhancing learning experiences to a great extent.

Regarding the use of ICT tools, 75% of them revealed that she used ppt always, related videos in the class and she was excellent (50%) in linking with today's situation. 50% of them appreciated that she summed up the lesson regularly and 50% of them revealed that she extensively used the blackboard.

### **Teacher Behaviour in the classroom**

With regard to teacher behaviour, 100% of them appreciated that the teacher behaviour in the classroom was very good and she was always impartial (75%). She had a friendly approach (75%) towards the students whereas 50% agreed that his usage of words in the conversation was respectful.

### **Personal Mentoring**

Regarding the personal mentoring, 75% of them felt that she identified the weaknesses of the students and helped them to overcome the same every time and 75% of them felt she had personal contact with the students always. 75% of them felt that she listened the personal problems of the students always.

### **Suggestions**

## **Dr. Y. Daniel – Pedagogy of Biological Science**

### **Syllabus Completion**

It is inferred from the feedback of the students that 80% of students revealed that the professor has covered 85 to 100 % of syllabus in the class, 60% of them felt that her pace of completion of syllabus was normal. 60% of students stated that she completed the syllabus a week ahead of internal test.

### **Preparation for Class**

Regarding preparation, 60% of students felt happy that her preparation for the classes was very good. Most of the students (100%) of them appreciated that the power point presentation by the teacher educator was effective. Most of the students (100%) were happy that the video displayed in the class was relevant to the topic.

### **Communication**

Regarding the communication, 60% of them appreciated that her communication was always effective and 80% of them that the teacher educators voice modulation was effective. More than 100% of the students were happy that the vocabulary used by the teacher educator was simple and appropriate. 60% of them felt that her pace of speaking is moderate.

### **Classroom Management**

Regarding the classroom management, 60% felt that her maintenance of discipline in the classroom was very good. 100% of them appreciated she can attract the attentiveness of the students in the whole class. 80% of them felt that her rapport with the students was excellent

### **Academic Mentoring**

Regarding to this dimension, 60% appreciated him as she identified the strengths and encourages the students by providing right level of challenges always. 60% of them were agreed as she helped the students in writing assignments. 100% appreciated that she clarified the doubts clearly and 80% of them felt that the teacher educator is available for academic consultation always. 80% of them appreciated that the remedial teaching was undertaken by her always and 80% of them agreed that the task allotted by her in the library hour was useful. 80% of them agreed that she monitored the students in the library hour regularly.

### **Evaluation**

With regard to internal evaluation, 100% of them agreed that fairness was maintained by her and 100% of them accepted that performance of the students in the assignments was discussed by the teacher educator everytime.

### **Teaching Methodology**

Regarding this dimension, 100% of them observed that she illustrated the concepts through examples and applications and 60% of them agreed that the teacher educator used student-centric methods, such as discussion, participative learning and problem solving for enhancing learning experiences to a great extent.

Regarding the use of ICT tools, 80% of them revealed that she used ppt always, related videos in the class and she was excellent (60%) in linking with today's situation. 80% of them appreciated that she summed up the lesson regularly and 60% of them revealed that she extensively used the blackboard.

### **Teacher Behaviour in the classroom**

With regard to teacher behaviour, 60% of them appreciated that the teacher behaviour in the classroom was very good and she was always impartial (100%). She had a friendly approach (100%) towards the students whereas 100% agreed that his usage of words in the conversation was respectful.

### **Personal Mentoring**

Regarding the personal mentoring, 80% of them felt that she identified the weaknesses of the students and helped them to overcome the same every time and 80% of them felt she had personal contact with the students always. 80% of them felt that she listened the personal problems of the students always.

### **Suggestions**

The completion of the syllabus must be looked into

## **Dr. U. Subramanian – Pedagogy of General Tamil**

### **Syllabus Completion**

It is inferred from the feedback of the students that 60% of students revealed that the professor has covered 85 to 100 % of syllabus in the class, 60% of them felt that her pace of completion of syllabus was normal. 60% of students stated that she completed the syllabus a week ahead of internal test.

### **Preparation for Class**

Regarding preparation, 60% of students felt happy that her preparation for the classes was very good. Most of the students (60%) of them appreciated that the power point presentation by the teacher educator was effective. Most of the students (60%) were happy that the video displayed in the class was relevant to the topic.

### **Communication**

Regarding the communication, 60% of them appreciated that her communication was always effective and 80% of them that the teacher educators voice modulation was effective. More than 60% of the students were happy that the vocabulary used by the teacher educator was simple and appropriate. 60% of them felt that her pace of speaking is moderate.

### **Classroom Management**

Regarding the classroom management, 60% felt that her maintenance of discipline in the classroom was very good. 80% of them appreciated she can attract the attentiveness of the students in the whole class. 60% of them felt that her rapport with the students was excellent

### **Academic Mentoring**

Regarding to this dimension, 60% appreciated him as she identified the strengths and encourages the students by providing right level of challenges always. 60% of them were agreed as she helped the students in writing assignments. 80% appreciated that she clarified the doubts clearly and 80% of them felt that the teacher educator is available for academic consultation always. 80% of them appreciated that the remedial teaching was undertaken by her always and 80% of them agreed that the task allotted by her in the library hour was useful. 80% of them agreed that she monitored the students in the library hour regularly.

### **Evaluation**

With regard to internal evaluation, 60% of them agreed that fairness was maintained by her and 80% of them accepted that performance of the students in the assignments was discussed by the teacher educator everytime.

### **Teaching Methodology**

Regarding this dimension, 80% of them observed that she illustrated the concepts through examples and applications and 80% of them agreed that the teacher educator used student-centric methods, such as discussion, participative learning and problem solving for enhancing learning experiences to a great extent.

Regarding the use of ICT tools, 60% of them revealed that she used ppt always, related videos in the class and she was excellent (60%) in linking with today's situation. 80% of them appreciated that she summed up the lesson regularly and 60% of them revealed that she extensively used the blackboard.

### **Teacher Behaviour in the classroom**

With regard to teacher behaviour, 80% of them appreciated that the teacher behaviour in the classroom was very good and she was always impartial (60%). She had a friendly approach (60%) towards the students whereas 60% agreed that his usage of words in the conversation was respectful.

### **Personal Mentoring**

Regarding the personal mentoring, 60% of them felt that she identified the weaknesses of the students and helped them to overcome the same every time and 60% of them felt she had personal contact with the students always. 60% of them felt that she listened the personal problems of the students always.

### **Suggestions**

### **Syllabus Completion**

It is inferred from the feedback of the students that 80% of students revealed that the professor has covered 85 to 100 % of syllabus in the class, 68.9% of them felt that her pace of completion of syllabus was normal. 60% of students stated that she completed the syllabus a week ahead of internal test.

### **Preparation for Class**

Regarding preparation, 57.8% of students felt happy that her preparation for the classes was very good. Most of the students (91.1%) of them appreciated that the power point presentation by the teacher educator was effective. Most of the students (86.7%) were happy that the video displayed in the class was relevant to the topic.

### **Communication**

Regarding the communication, 80% of them appreciated that her communication was always effective and 80% of them that the teacher educators voice modulation was effective. More than 86.7% of the students were happy that the vocabulary used by the teacher educator was simple and appropriate. 73.3% of them felt that her pace of speaking is moderate.

### **Classroom Management**

Regarding the classroom management, 53.3% felt that her maintenance of discipline in the classroom was very good. 48.9% of them appreciated she can attract the attentiveness of the students in the whole class. 56.6% of them felt that her rapport with the students was excellent

### **Academic Mentoring**

Regarding to this dimension, 60% appreciated him as she identified the strengths and encourages the students by providing right level of challenges always. 51.1% of them were agreed as she helped the students in writing assignments. 88.9% appreciated that she clarified the doubts clearly and 66.7% of them felt that the teacher educator is available for academic consultation always. 60% of them appreciated that the remedial teaching was undertaken by her always and 68.9% of them agreed that the task allotted by her in the library hour was useful. 53.3% of them agreed that she monitored the students in the library hour regularly.

### **Evaluation**

With regard to internal evaluation, 60% of them agreed that fairness was maintained by her and 71.1% of them accepted that performance of the students in the assignments was discussed by the teacher educator everytime.

### **Teaching Methodology**

Regarding this dimension, 71.1% of them observed that she illustrated the concepts through examples and applications and 60% of them agreed that the teacher educator used student-centric methods, such as discussion, participative learning and problem solving for enhancing learning experiences to a great extent.

Regarding the use of ICT tools, 73.3% of them revealed that she used ppt always, related videos in the class and she was excellent (60%) in linking with today's situation. 71.1% of them appreciated that she summed up the lesson regularly and 55.6% of them revealed that she extensively used the blackboard.

### **Teacher Behaviour in the classroom**

With regard to teacher behaviour, 55.6% of them appreciated that the teacher behaviour in the classroom was very good and she was always impartial (82.2%). She had a friendly approach (88.9%) towards the students whereas 86.7% agreed that his usage of words in the conversation was respectful.

### **Personal Mentoring**

Regarding the personal mentoring, 68.9% of them felt that she identified the weaknesses of the students and helped them to overcome the same every time and 55.6% of them felt she had personal contact with the students always. 62.2% of them felt that she listened the personal problems of the students always.

### **Suggestions**

- Sometimes videos using the class
- Preparation for the class can be improved
- Please control the class very strict
- Class can be more interactive
- Shall teach new vocabularies in the class.
- Using some relevant audio visual aids will helps to learn effectively.
- Preparation for the class must be looked in to
- Voice could be louder

## **Mr. R. Balasubramanian – Pedagogy of General English – Sec.B**

### **Syllabus Completion**

It is inferred from the feedback of the students that 90.7% of students revealed that the professor has covered 85 to 100 % of syllabus in the class, 69.8% of them felt that her pace of completion of syllabus was normal. 53.5% of students stated that she completed the syllabus a week ahead of internal test.

### **Preparation for Class**

Regarding preparation, 76.7% of students felt happy that her preparation for the classes was very good. Most of the students (93%) of them appreciated that the power point presentation by the teacher educator was effective. Most of the students (83.7%) were happy that the video displayed in the class was relevant to the topic.

### **Communication**

Regarding the communication, 76.7% of them appreciated that her communication was always effective and 95.3% of them that the teacher educators voice modulation was effective. More than 88.4% of the students were happy that the vocabulary used by the teacher educator was simple and appropriate. 74.4% of them felt that her pace of speaking is moderate.

### **Classroom Management**

Regarding the classroom management, 60.5% felt that her maintenance of discipline in the classroom was very good. 74.4% of them appreciated she can attract the attentiveness of the students in the whole class. 67.4% of them felt that her rapport with the students was excellent

### **Academic Mentoring**

Regarding to this dimension, 65.1% appreciated him as she identified the strengths and encourages the students by providing right level of challenges always. 67.4% of them were agreed as she helped the students in writing assignments. 90.7% appreciated that she clarified the doubts clearly and 90.7% of them felt that the teacher educator is available for academic consultation always. 79.1% of them appreciated that the remedial teaching was undertaken by her always and 79.1% of them agreed that the task allotted by her in the library hour was useful. 67.4% of them agreed that she monitored the students in the library hour regularly.



### **Evaluation**

With regard to internal evaluation, 76.7% of them agreed that fairness was maintained by her and 72.1% of them accepted that performance of the students in the assignments was discussed by the teacher educator everytime.

### **Teaching Methodology**

Regarding this dimension, 76.7% of them observed that she illustrated the concepts through examples and applications and 67.4% of them agreed that the teacher educator used student-centric methods, such as discussion, participative learning and problem solving for enhancing learning experiences to a great extent.

Regarding the use of ICT tools, 81.4% of them revealed that she used ppt always, related videos in the class and she was excellent (74.4%) in linking with today's situation. 72.1% of them appreciated that she summed up the lesson regularly and 58.1% of them revealed that she extensively used the blackboard.

### **Teacher Behaviour in the classroom**

With regard to teacher behaviour, 55.8% of them appreciated that the teacher behaviour in the classroom was very good and she was always impartial (74.4%). She had a friendly approach (90.7%) towards the students whereas 90.7% agreed that his usage of words in the conversation was respectful.

### **Personal Mentoring**

Regarding the personal mentoring, 79.1% of them felt that she identified the weaknesses of the students and helped them to overcome the same every time and 69.8% of them felt she had personal contact with the students always. 69.8% of them felt that she listened the personal problems of the students always.

### **Suggestions**

Class rapport can be improved

## **Dr. S. Mercy Johanna – Guidance and Counselling**

### **Syllabus Completion**

It is inferred from the feedback of the students that 92% of students revealed that the professor has covered 85 to 100% of syllabus in the class, 80% of them felt that her pace of completion of syllabus was normal. 80% of students stated that she completed the syllabus a week ahead of internal test.

### **Preparation for Class**

Regarding preparation, 64% of students felt happy that her preparation for the classes was very good. Most of the students (84%) of them appreciated that the power point presentation by the teacher educator was effective. Most of the students (88%) were happy that the video displayed in the class was relevant to the topic.

### **Communication**

Regarding the communication, 60% of them appreciated that her communication was always effective and 68% of them that the teacher educators voice modulation was effective. More than 96% of the students were happy that the vocabulary used by the teacher educator was simple and appropriate. 80% of them felt that her pace of speaking is moderate.

### **Classroom Management**

Regarding the classroom management, 60% felt that her maintenance of discipline in the classroom was very good. 60% of them appreciated she can attract the attentiveness of the students in the whole class. 64% of them felt that her rapport with the students was excellent

### **Academic Mentoring**

Regarding to this dimension, 68% appreciated him as she identified the strengths and encourages the students by providing right level of challenges always. 72% of them were agreed as she helped the students in writing assignments. 96% appreciated that she clarified the doubts clearly and 84% of them felt that the teacher educator is available for academic consultation always. 80% of them appreciated that the remedial teaching was undertaken by her always and 92% of them agreed that the task allotted by her in the library hour was useful. 84% of them agreed that she monitored the students in the library hour regularly.

### **Evaluation**

With regard to internal evaluation, 84% of them agreed that fairness was maintained by her and 92% of them accepted that performance of the students in the assignments was discussed by the teacher educator everytime.

### **Teaching Methodology**

Regarding this dimension, 84% of them observed that she illustrated the concepts through examples and applications and 60% of them agreed that the teacher educator used student-centric methods, such as discussion, participative learning and problem solving for enhancing learning experiences to a great extent.

Regarding the use of ICT tools, 84% of them revealed that she used ppt always, related videos in the class and she was excellent (72%) in linking with today's situation. 80% of them appreciated that she summed up the lesson regularly and 52% of them revealed that she extensively used the blackboard.

### **Teacher Behaviour in the classroom**

With regard to teacher behaviour, 64% of them appreciated that the teacher behaviour in the classroom was very good and she was always impartial (80%). She had a friendly approach (84%) towards the students whereas 92% agreed that his usage of words in the conversation was respectful.

### **Personal Mentoring**

Regarding the personal mentoring, 80% of them felt that she identified the weaknesses of the students and helped them to overcome the same every time and 76% of them felt she had personal contact with the students always. 76% of them felt that she listened the personal problems of the students always.

### **Suggestions**

- Can have effective ppt
- Can have practical classes
- Little more friendly

## **Dr. R. Sathesh Franklin – Physical and Health Education**

### **Syllabus Completion**

It is inferred from the feedback of the students that 82.6% of students revealed that the professor has covered 85 to 100% of syllabus in the class, 89.1% of them felt that her pace of completion of syllabus was normal. 69.6% of students stated that she completed the syllabus a week ahead of internal test.

### **Preparation for Class**

Regarding preparation, 69.6% of students felt happy that her preparation for the classes was very good. Most of the students (91.3%) of them appreciated that the power point presentation by the teacher educator was effective. Most of the students (84.8%) were happy that the video displayed in the class was relevant to the topic.

### **Communication**

Regarding the communication, 82.6% of them appreciated that her communication was always effective and 89.1% of them that the teacher educators voice modulation was effective. More than 89.1% of the students were happy that the vocabulary used by the teacher educator was simple and appropriate. 69.6% of them felt that her pace of speaking is moderate.

### **Classroom Management**

Regarding the classroom management, 67.4% felt that her maintenance of discipline in the classroom was very good. 69.6% of them appreciated she can attract the attentiveness of the students in the whole class. 73.9% of them felt that her rapport with the students was excellent

### **Academic Mentoring**

Regarding to this dimension, 80.4% appreciated her as she identified the strengths and encourages the students by providing right level of challenges always. 60.9% of them were agreed as she helped the students in writing assignments. 93.5% appreciated that she clarified the doubts clearly and 84.8% of them felt that the teacher educator is available for academic consultation always. 76.1% of them appreciated that the remedial teaching was undertaken by her always and 71.7% of them agreed that the task allotted by her in the library hour was useful. 67.4% of them agreed that she monitored the students in the library hour regularly.

### **Evaluation**

With regard to internal evaluation, 78.3% of them agreed that fairness was maintained by her and 71.7% of them accepted that performance of the students in the assignments was discussed by the teacher educator every time.

### **Teaching Methodology**

Regarding this dimension, 78.3% of them observed that she illustrated the concepts through examples and applications and 65.2% of them agreed that the teacher educator used student-centric methods, such as discussion, participative learning and problem solving for enhancing learning experiences to a great extent.

Regarding the use of ICT tools, 82.6% of them revealed that she used ppt always, related videos in the class and she was excellent (80.4%) in linking with today's situation. 78.3% of them appreciated that she summed up the lesson regularly and 67.4% of them revealed that she extensively used the blackboard.

### **Teacher Behaviour in the classroom**

With regard to teacher behaviour, 78.3% of them appreciated that the teacher behaviour in the classroom was very good and she was always impartial (71.7%). She had a friendly approach (89.1%) towards the students whereas 80.4% agreed that his usage of words in the conversation was respectful.

### **Personal Mentoring**

Regarding the personal mentoring, 69.6% of them felt that she identified the weaknesses of the students and helped them to overcome the same every time and 73.9% of them felt she had personal contact with the students always. 69.6% of them felt that she listened the personal problems of the students always.

### **Suggestions**

.

## **Dr. T. Raja – Library and Information Science Management**

### **Syllabus Completion**

It is inferred from the feedback of the students that 84.4% of students revealed that the professor has covered 85 to 100% of syllabus in the class, 81.3% of them felt that her pace of completion of syllabus was normal. 81.3% of students stated that she completed the syllabus a week ahead of internal test.

### **Preparation for Class**

Regarding preparation, 62.5% of students felt happy that her preparation for the classes was very good. Most of the students (93.8%) of them appreciated that the power point presentation by the teacher educator was effective. Most of the students (90.6%) were happy that the video displayed in the class was relevant to the topic.

### **Communication**

Regarding the communication, 78.1% of them appreciated that her communication was always effective and 87.5% of them that the teacher educators voice modulation was effective. More than 90.6% of the students were happy that the vocabulary used by the teacher educator was simple and appropriate. 78.1% of them felt that her pace of speaking is moderate.

### **Classroom Management**

Regarding the classroom management, 62.5% felt that her maintenance of discipline in the classroom was very good. 65.6% of them appreciated she can attract the attentiveness of the students in the whole class. 62.5% of them felt that her rapport with the students was excellent

### **Academic Mentoring**

Regarding to this dimension, 65.6% appreciated him as she identified the strengths and encourages the students by providing right level of challenges always. 65.6% of them were agreed as she helped the students in writing assignments. 93.8% appreciated that she clarified the doubts clearly and 75% of them felt that the teacher educator is available for academic consultation always. 75% of them appreciated that the remedial teaching was undertaken by her always and 96.9% of them agreed that the task allotted by her in the library hour was useful. 93.8% of them agreed that she monitored the students in the library hour regularly.

## **Evaluation**

With regard to internal evaluation, 78.1% of them agreed that fairness was maintained by her and 68.8% of them accepted that performance of the students in the assignments was discussed by the teacher educator everytime.

## **Teaching Methodology**

Regarding this dimension, 71.9% of them observed that she illustrated the concepts through examples and applications and 53.1% of them agreed that the teacher educator used student-centric methods, such as discussion, participative learning and problem solving for enhancing learning experiences to a great extent.

Regarding the use of ICT tools, 78.1% of them revealed that she used ppt always, related videos in the class and she was excellent (75%) in linking with today's situation. 78.1% of them appreciated that she summed up the lesson regularly and 56.3% of them revealed that she extensively used the blackboard.

## **Teacher Behaviour in the classroom**

With regard to teacher behaviour, 71.9% of them appreciated that the teacher behaviour in the classroom was very good and she was always impartial (87.5%). She had a friendly approach (93.8%) towards the students whereas 90.6% agreed that his usage of words in the conversation was respectful.

## **Personal Mentoring**

Regarding the personal mentoring, 68.8% of them felt that she identified the weaknesses of the students and helped them to overcome the same every time and 75% of them felt she had personal contact with the students always. 71.9% of them felt that she listened the personal problems of the students always.

## **Suggestions**

- Student involvement is needed
- More videos related to library management in various institutions will be effective
- Suggested more number of information related library
- Improve communication with students
- Class can be made more interesting

## **Dr. S. Mercy Johanna – Strengthening English Language Proficiency (SELP)**

### **Syllabus Completion**

It is inferred from the feedback of the students that 81.5% of students revealed that the professor has covered 85 to 100% of syllabus in the class, 84.8% of them felt that her pace of completion of syllabus was normal. 63% of students stated that she completed the syllabus a week ahead of internal test.

### **Preparation for Class**

Regarding preparation, 62% of students felt happy that her preparation for the classes was very good. Most of the students (78.3%) of them appreciated that the power point presentation by the teacher educator was effective. Most of the students (85.9%) were happy that the video displayed in the class was relevant to the topic.

### **Communication**

Regarding the communication, 72.8% of them appreciated that her communication was always effective and 72.8% of them that the teacher educators voice modulation was effective. More than 87% of the students were happy that the vocabulary used by the teacher educator was simple and appropriate. 71.7% of them felt that her pace of speaking is moderate.

### **Classroom Management**

Regarding the classroom management, 58.7% felt that her maintenance of discipline in the classroom was very good. 58.7% of them appreciated she can attract the attentiveness of the students in the whole class. 62% of them felt that her rapport with the students was excellent

### **Academic Mentoring**

Regarding to this dimension, 63% appreciated him as she identified the strengths and encourages the students by providing right level of challenges always. 56.5% of them were agreed as she helped the students in writing assignments. 89.1% appreciated that she clarified the doubts clearly and 77.7% of them felt that the teacher educator is available for academic consultation always. 63% of them appreciated that the remedial teaching was undertaken by her always and 84.8% of them agreed that the task allotted by her in the library hour was useful. 69.6% of them agreed that she monitored the students in the library hour regularly.



## **Evaluation**

With regard to internal evaluation, 76.1% of them agreed that fairness was maintained by her and 72.8% of them accepted that performance of the students in the assignments was discussed by the teacher educator everytime.

## **Teaching Methodology**

Regarding this dimension, 75% of them observed that she illustrated the concepts through examples and applications and 59.8% of them agreed that the teacher educator used student-centric methods, such as discussion, participative learning and problem solving for enhancing learning experiences to a great extent.

Regarding the use of ICT tools, 68.5% of them revealed that she used ppt always, related videos in the class and she was excellent (70.7%) in linking with today's situation. 70.7% of them appreciated that she summed up the lesson regularly and 57.6% of them revealed that she extensively used the blackboard.

## **Teacher Behaviour in the classroom**

With regard to teacher behaviour, 55.4% of them appreciated that the teacher behaviour in the classroom was very good and she was always impartial (78.3%). She had a friendly approach (90.2%) towards the students whereas 87% agreed that his usage of words in the conversation was respectful.

## **Personal Mentoring**

Regarding the personal mentoring, 69.6% of them felt that she identified the weaknesses of the students and helped them to overcome the same every time and 63% of them felt she had personal contact with the students always. 65.2% of them felt that she listened the personal problems of the students always.

## **Suggestions**

- Can have interesting technique
- Some oral practices will help the students to learn the pronunciation of the language
- Can be improved with the syllabus
- Need to improve the modulation
- She may try to raise her voice in the class
- More activities can be given



**ST. XAVIER'S COLLEGE OF EDUCATION (AUTONOMOUS)**

**[Re-accredited (4<sup>th</sup> Cycle) at 'A+' Grade by NAAC]**

**PALAYAMKOTTAI – 627 002, TAMIL NADU, INDIA**

**STUDENT SATISFACTORY SURVEY ON  
TEACHING-LEARNING PROCESS  
(TEACHER EVALUATION BY STUDENTS)**

**Semester IV**

**2022-2023**



**ST. XAVIER'S COLLEGE OF EDUCATION (AUTONOMOUS)**

**[Re-accredited (4<sup>th</sup> Cycle) at 'A+' Grade by NAAC]**

**PALAYAMKOTTAI – 627 002, TAMIL NADU, INDIA**

**Semester IV (2022-2023)**

**Student Satisfactory Survey on Teaching-Learning Process**

**(Teacher Evaluation by Students)**

<b>S. No.</b>	<b>Name</b>	<b>Subject Handled</b>
1.	Mrs. M. Rosary Kiruba Alexy	Curriculum and School
2.	Mr. R. Balasubramanian	
3.	Dr. A. Punitha Mary	School Management
4.	Mrs. A. Metilda Jasmine Shanthi	
5.	Rev. Dr. D. Thomas Alexander, S.J.	Soft Skills Development
6.	Dr. A. John Lawrence	Pedagogy I – Special English Pedagogy II – General English
7.	Dr. Y. Daniel	Pedagogy I – Biological Science
8.	Mrs. A. Metilda Jasmine Shanthi	Pedagogy I – Mathematics
9.	Dr. S. Sherlin	Pedagogy I – Physical Science
10.	Dr. A. Nicholas Jegan	Pedagogy I – Computer Science
11.	Mr. U. Subramanian	Pedagogy II – General Tamil
12.	Mr. R. Balasubramanian	Pedagogy II – General English
13.	Dr. S. Mercy Johanna	Strengthening English Language Proficiency (SELP)
14.	Fr. A. Loyola, S.J.	Vision of Education in India
15.	Dr. M. Antony Raj	Gender Issues in Education
16.	Dr. A. Michael J Leo	Peace Education
17.	Mrs. M. Rosary Kiruba Alexy	Education of Exceptional Children
18.	Dr. R. Sathesh Franklin	Disaster Management



**ST. XAVIER'S COLLEGE OF EDUCATION (AUTONOMOUS)**

**[Re-accredited (4<sup>th</sup> Cycle) at 'A+' Grade by NAAC]**

**PALAYAMKOTTAI – 627 002, TAMIL NADU, INDIA**

**Performance appraisal of Faculty by Student teachers**

**Syllabus Completion**

1. How much of the syllabus was covered in the class?  
a. 85 to 100%                      b. 70 to 84%                      c. 55 to 69%                      d. 30 to 54%
2. The pace of the completion of the syllabus was  
a. Slow                      b. Normal                      c. Hurried
3. The teacher educator completed the syllabus  
a. At the last moment                      b. A week ahead                      c. Two days before the  
internal test                      d. Syllabus was not completed

**Preparation for Class**

4. The teacher educator's preparation for the classes was  
a. Very Good                      b. Good                      c. Poor
5. The quality of the power point presentation by the teacher educator  
a. Effective                      b. Not Effective                      c. No Power Point Presentation
6. The video displayed in the class by the teacher educator  
a. Relevant to the topic                      b. Irrelevant to the topic                      c. Not effective

**Communication**

7. The communication of the teacher educator was  
a. Always effective                      b. Sometimes effective                      c. Generally ineffective                      d.  
Very poor communication
8. The teacher educator's voice modulation in the class  
a. Effective                      b. Need improvement                      c. No voice modulation
9. The Vocabulary used by the teacher educator in the class  
a. Simple and appropriate                      b. Difficult and vague                      c. Too many words
10. The pace of speaking by the teacher educator  
a. Slow                      b. Moderate                      c. Fast

**Classroom Management**

11. The maintenance of discipline in the classroom by the teacher educator  
a. Very good                      b. Good                      c. Poor

12. The attentiveness of the students in his / her class  
a. All students   b. Most of the students   c. A very few students
13. Establishment of teacher educator's rapport with the students  
a. Excellent   b. Good   c. Poor

### **Academic Mentoring**

14. The teacher educator identifies the strengths and encourages the students by providing right level of challenges  
a. Always   b. Occasionally   c. Never
15. The teacher educator helps the students in writing assignment  
a. Strongly Agree   b. Agree   c. Disagree
16. Clarification of the students' doubts by the teacher educator  
a. Good   b. Poor   c. Won't encourage the students to ask doubts
17. Availability of the teacher educator for Academic Consultation  
a. Always   b. Occasionally   c. Not available
18. Remedial teaching is undertaken by the teacher educator  
a. Always   b. Occasionally   c. No Remedial Teaching
19. Allotment of task by the teacher educator in library hour  
a. Useful   b. Not useful   c. Not allotted
20. Monitoring of the students by the teacher educator in the library hour  
a. Regularly   b. Occasionally   c. Never

### **Evaluation**

21. Fairness of the internal evaluation process by the teacher educator  
a. Always   b. Occasionally   c. Never
22. The performance of the students in the assignments is discussed by the teacher educator  
a. Every time   b. Occasionally   c. Never

### **Teaching Methodology**

23. The teacher educator illustrates the concepts through examples and applications  
a. Always   b. Occasionally   c. Never
24. The teacher educator uses student-centric methods, such as discussion, participative learning and problem solving for enhancing learning experiences  
a. To a great extent   b. Moderate   c. Somewhat   d. Very little

25. The use of ICT tools such as PPT related videos, etc. by teacher educator while teaching
  - a. Always
  - b. Occasionally
  - c. Never
26. Ability to link with today's situation
  - a. Excellent
  - b. Moderate
  - c. Poor
27. Summing up of the theme of the lesson
  - a. Regularly
  - b. Occasionally
  - c. No summing up
28. Usage of blackboard by a teacher educator
  - a. Extensive
  - b. Limited
  - c. Rarely

### **Teacher Behaviour in the classroom**

29. The teacher educator's behaviour in the classroom can best be described as
  - a. Very good
  - b. Good
  - c. Fair
  - d. Poor
30. Treatment of the students in the class
  - a. Always Impartial
  - b. Always Partial
  - c. Sometimes Partial
31. Approachability of the teacher educator
  - a. Friendly
  - b. Rudely
  - c. Indifferent
32. Usage of words in the conversation/dialogue
  - a. Respectful
  - b. Authoritative
  - c. Vulgar and hurting

### **Personal Mentoring**

33. Teacher educator identifies the weaknesses of the students and helps them to overcome
  - a. Every time
  - b. Occasionally
  - c. Never
34. Personal contact of the teacher educator with the students
  - a. Always
  - b. Sometimes
  - c. Never
35. Listening to the personal problems of the students by the teacher educator
  - a. Always
  - b. Sometimes
  - c. Never

### **Your Suggestions for the improvement of the teacher**

## **Semester IV (2022-2023)**

### **Student Satisfactory Survey on Teaching-Learning Process**

#### **(Teacher Evaluation by Students)**

**Mrs. M. Rosary Kiruba Alexy: Curriculum and School (Sec. A)**

#### **Syllabus Completion**

It is inferred from the feedback of the students that 97.5% of students revealed that the professor has covered 85 to 100 % of syllabus in the class, 80% of them felt that his pace of completion of syllabus was normal. 82.5% of students stated that he completed the syllabus a week ahead of internal test.

#### **Preparation for Class**

Regarding preparation, 62.5% of students felt happy that his preparation for the classes was very good. Most of the students (97.5%) of them appreciated that the power point presentation by the teacher educator was effective. Most of the students (97.5) were happy that the video displayed in the class was relevant to the topic.

#### **Communication**

Regarding the communication, 72.5% of them appreciated that his communication was always effective and 85% of them that the teacher educators voice modulation was effective. More than 87.5% of the students were happy that the vocabulary used by the teacher educator was simple and appropriate. 82.5% of them felt that his pace of speaking is moderate.

#### **Classroom Management**

Regarding the classroom management, 57.5 % felt that he maintained discipline in the classroom. 57.5% of them appreciated he can attract the attentiveness of the students in the class. 50% of them felt that his rapport with the students was excellent

#### **Academic Mentoring**

Regarding to this dimension, 60% appreciated him as he identified the strengths and encourages the students by providing right level of challenges. 50% of them were happy as he helped the students in writing assignments. teacher educator helps the students in writing assignment. 97.5% appreciated that he clarified the doubts clearly and 72.5% of them felt that the teacher educator is available for academic consultation. 62.5% of them appreciated that the remedial teaching was undertaken by him and 87.5% of them agreed that the task allotted

by him in the library hour was useful. 70% of them agreed that he monitored the students in the library hour regularly.

### **Evaluation**

With regard to internal evaluation, 75% of them agreed that fairness was maintained by him and 70% of them accepted that performance of the students in the assignments was discussed by the teacher educator everytime.

### **Teaching Methodology**

Regarding this dimension, 77.5% of them observed that he illustrated the concepts through examples and applications and 55% of them agreed that the teacher educator used student-centric methods, such as discussion, participative learning and problem solving for enhancing learning experiences o a great extent.

Regarding the use of ICT tools, 82.5% of them revealed that he used ppt always, related videos (68.8%) in the class and he was excellent (67.5%) in linking with today's situation. 80% of them appreciated that he summed up the lesson regularly and 55% of them revealed that he extensively used the blackboard.

### **Teacher Behaviour in the classroom**

With regard to teacher behaviour, 65% of them appreciated that the teacher behaviour in the classroom was very good and he was always impartial (87.5%). He had a friendly approach (85%) towards the students whereas 87.5% agreed that his usage of words in the conversation was respectful.

### **Personal Mentoring**

Regarding the personal mentoring, 70% of them felt that he identified the weaknesses of the students and helped them to overcome the same and 55% of them felt he had personal contact with the students always. 60% of them felt that he listened the personal problems of the students

### **Suggestions**

- Your Suggestions for the improvement of the teacher
- Commission with Tamil & English language to the students
- Class was interesting but teacher could use more examples and use English more often in class
- Use some Tamil meaning using words
- Extra using some meaning



## **Mr. R. Balasubramanian: Curriculum and School (Sec. B)**

### **Syllabus Completion**

It is inferred from the feedback of the students that 95% of students revealed that the professor has covered 85 to 100 % of syllabus in the class, 95% of them felt that his pace of completion of syllabus was normal. 92.5% of students stated that he completed the syllabus a week ahead of internal test.

### **Preparation for Class**

Regarding preparation, 80% of students felt happy that his preparation for the classes was very good. Most of the students (85%) of them appreciated that the power point presentation by the teacher educator was effective. Most of the students (82.5%) were happy that the video displayed in the class was relevant to the topic.

### **Communication**

Regarding the communication, 72.5% of them appreciated that his communication was always effective and 77.5% of them that the teacher educators voice modulation was effective. More than 85% of the students were happy that the vocabulary used by the teacher educator was simple and appropriate. 85% of them felt that his pace of speaking is moderate.

### **Classroom Management**

Regarding the classroom management, 72.5 % felt that his maintenance of discipline in the classroom was very good. 52.5% of them appreciated he can attract the attentiveness of the students in the whole class. 50% of them felt that his rapport with the students was excellent

### **Academic Mentoring**

Regarding to this dimension, 57.5% appreciated him as he identified the strengths and encourages the students by providing right level of challenges always. 55% of them were agreed as he helped the students in writing assignments. 97.5% appreciated that he clarified the doubts clearly and 85% of them felt that the teacher educator is available for academic consultation always. 55% of them appreciated that the remedial teaching was undertaken by him always and 75% of them agreed that the task allotted by him in the library hour was useful. 60% of them agreed that he monitored the students in the library hour regularly.

## **Evaluation**

With regard to internal evaluation, 90% of them agreed that fairness was maintained by him and 80% of them accepted that performance of the students in the assignments was discussed by the teacher educator every time.

## **Teaching Methodology**

Regarding this dimension, 77.5% of them observed that he illustrated the concepts through examples and applications and 55% of them agreed that the teacher educator used student-centric methods, such as discussion, participative learning and problem solving for enhancing learning experiences to a great extent.

Regarding the use of ICT tools, 80% of them revealed that he used ppt always, related videos in the class and he was excellent (80%) in linking with today's situation. 80% of them appreciated that he summed up the lesson regularly and 42.5% of them revealed that he extensively used the blackboard.

## **Teacher Behaviour in the classroom**

With regard to teacher behaviour, 60% of them appreciated that the teacher behaviour in the classroom was very good and he was always impartial (85%). He had a friendly approach (90%) towards the students whereas 92.5% agreed that his usage of words in the conversation was respectful.

## **Personal Mentoring**

Regarding the personal mentoring, 72.5% of them felt that he identified the weaknesses of the students and helped them to overcome the same every time and 50% of them felt he had personal contact with the students always. 57.5% of them felt that he listened the personal problems of the students always.

## **Suggestions**

- Teacher educator can use some related videos to the contents while teaching....
- Methodology of teaching may be improved by showing some audio visual aids
- Does not use lecture method. Use some interactive ppt.
- Can make class more interesting by using audio visual aids
- Needs improvement
- Don't stand in one place while taking a class.
- Overall teaching and presentation is good
- The teacher educator has a good knowledge of the content but the delivery of the content is not understood by the students...as a result students lack interest towards the subject

## **Dr. A. Punitha Mary: School Management (Sec. A)**

### **Syllabus Completion**

It is inferred from the feedback of the students that 94.6% of students revealed that the professor has covered 85 to 100 % of syllabus in the class, 83.8% of them felt that his pace of completion of syllabus was normal. 64.9% of students stated that he completed the syllabus a week ahead of internal test.

### **Preparation for Class**

Regarding preparation, 67.6% of students felt happy that his preparation for the classes was very good. Most of the students (97.3%) of them appreciated that the power point presentation by the teacher educator was effective. Most of the students (97.3%) were happy that the video displayed in the class was relevant to the topic.

### **Communication**

Regarding the communication, 64.9% of them appreciated that his communication was always effective and 91.9% of them that the teacher educators voice modulation was effective. More than 94.6% of the students were happy that the vocabulary used by the teacher educator was simple and appropriate. 83.8% of them felt that his pace of speaking is moderate.

### **Classroom Management**

Regarding the classroom management, 70.3% felt that his maintenance of discipline in the classroom was very good. 67.6% of them appreciated he can attract the attentiveness of the students in the whole class. 62.2% of them felt that his rapport with the students was excellent

### **Academic Mentoring**

Regarding to this dimension, 62.2% appreciated him as he identified the strengths and encourages the students by providing right level of challenges always. 62.2% of them were agreed as he helped the students in writing assignments. 86.5% appreciated that he clarified the doubts clearly and 70.3% of them felt that the teacher educator is available for academic consultation always. 64.9% of them appreciated that the remedial teaching was undertaken by him always and 81.1% of them agreed that the task allotted by him in the library hour was useful. 62.2% of them agreed that he monitored the students in the library hour regularly.

## **Evaluation**

With regard to internal evaluation, 70.3% of them agreed that fairness was maintained by him and 62.2% of them accepted that performance of the students in the assignments was discussed by the teacher educator everytime.

## **Teaching Methodology**

Regarding this dimension, 73% of them observed that he illustrated the concepts through examples and applications and 59.5% of them agreed that the teacher educator used student-centric methods, such as discussion, participative learning and problem solving for enhancing learning experiences to a great extent.

Regarding the use of ICT tools, 78.4% of them revealed that he used ppt always, related videos in the class and he was excellent (64.9%) in linking with today's situation. 67.6% of them appreciated that he summed up the lesson regularly and 51.4% of them revealed that he extensively used the blackboard.

## **Teacher Behaviour in the classroom**

With regard to teacher behaviour, 59.5% of them appreciated that the teacher behaviour in the classroom was very good and he was always impartial (81.1%). He had a friendly approach (91.9%) towards the students whereas 86.5% agreed that his usage of words in the conversation was respectful.

## **Personal Mentoring**

Regarding the personal mentoring, 64.9% of them felt that he identified the weaknesses of the students and helped them to overcome the same every time and 56.8% of them felt he had personal contact with the students always. 62.2% of them felt that he listened the personal problems of the students always.

## **Suggestions**

- More videos will be needed
- The teacher could use more examples in teaching. Teacher can simile during teaching.
- To use some video clips

## **Mrs. A. Metilda Jasmine Shanthi: School Management (Sec. B.)**

### **Syllabus Completion**

It is inferred from the feedback of the students that 91.7 % of students revealed that the professor has covered 85 to 100 % of syllabus in the class, 91.7% of them felt that her pace of completion of syllabus was normal. 91.7% of students stated that she completed the syllabus a week ahead of internal test.

### **Preparation for Class**

Regarding preparation, 80.6% of students felt happy that her preparation for the classes was very good. Most of the students (94.4%) of them appreciated that the power point presentation by the teacher educator was effective. Most of the students (97.2%) were happy that the video displayed in the class was relevant to the topic.

### **Communication**

Regarding the communication, 83.3% of them appreciated that her communication was always effective and 77.8% of them that the teacher educators voice modulation was effective. More than 97.2% of the students were happy that the vocabulary used by the teacher educator was simple and appropriate. 77.8% of them felt that her pace of speaking is moderate.

### **Classroom Management**

Regarding the classroom management, 80.6% felt that her maintenance of discipline in the classroom was very good. 63.9% of them appreciated she can attract the attentiveness of the students in the whole class. 77.8% of them felt that her rapport with the students was excellent

### **Academic Mentoring**

Regarding to this dimension, 80.6% appreciated her as she identified the strengths and encourages the students by providing right level of challenges always. 66.7% of them were agreed as she helped the students in writing assignments. 97.2% appreciated that she clarified the doubts clearly and 97.7% of them felt that the teacher educator is available for academic consultation always. 72.2% of them appreciated that the remedial teaching was undertaken by her always and 91.7% of them agreed that the task allotted by her in the library hour was useful. 72.2% of them agreed that she monitored the students in the library hour regularly.

## **Evaluation**

With regard to internal evaluation, 86.1% of them agreed that fairness was maintained by her and 66.7% of them accepted that performance of the students in the assignments was discussed by the teacher educator everytime.

## **Teaching Methodology**

Regarding this dimension, 83.3% of them observed that she illustrated the concepts through examples and applications and 66.7% of them agreed that the teacher educator used student-centric methods, such as discussion, participative learning and problem solving for enhancing learning experiences to a great extent.

Regarding the use of ICT tools, 91.7% of them revealed that she used ppt always, related videos in the class and she was excellent (75%) in linking with today's situation. 80.6% of them appreciated that she summed up the lesson regularly and 58.3% of them revealed that she extensively used the blackboard.

## **Teacher Behaviour in the classroom**

With regard to teacher behaviour, 69.4% of them appreciated that the teacher behaviour in the classroom was very good and she was always impartial (91.7%). She had a friendly approach (94.4%) towards the students whereas 94.4% agreed that his usage of words in the conversation was respectful.

## **Personal Mentoring**

Regarding the personal mentoring, 75% of them felt that she identified the weaknesses of the students and helped them to overcome the same every time and 75% of them felt she had personal contact with the students always. 77.8% of them felt that she listened the personal problems of the students always.

## **Suggestions**

- Sometimes the doubts of the students were not clarified clearly ...
- Lot of material send her, so decrease the material size
- Voice can be more audible
- The modulation and tone of the voice should be improved
- Improve the voice modulation.

## **Rev. Dr. D. Thomas Alexander, S.J.: Soft Skills Development (Sec. A)**

### **Syllabus Completion**

It is inferred from the feedback of the students that 96.9% of students revealed that the professor has covered 85 to 100 % of syllabus in the class, 84.4% of them felt that his pace of completion of syllabus was normal. 78.1% of students stated that he completed the syllabus a week ahead of internal test.

### **Preparation for Class**

Regarding preparation, 84.4% of students felt happy that his preparation for the classes was very good. Most of the students (100%) of them appreciated that the power point presentation by the teacher educator was effective. Most of the students (96.9%) were happy that the video displayed in the class was relevant to the topic.

### **Communication**

Regarding the communication, 96.9% of them appreciated that his communication was always effective and 100% of them that the teacher educators voice modulation was effective. More than 87.5% of the students were happy that the vocabulary used by the teacher educator was simple and appropriate. 81.3% of them felt that his pace of speaking is moderate.

### **Classroom Management**

Regarding the classroom management, 90.6% felt that his maintenance of discipline in the classroom was very good. 87.5% of them appreciated he can attract the attentiveness of the students in the whole class. 87.5% of them felt that his rapport with the students was excellent

### **Academic Mentoring**

Regarding to this dimension, 87.5% appreciated him as he identified the strengths and encourages the students by providing right level of challenges always. 71.9% of them were agreed as he helped the students in writing assignments. 93.8% appreciated that he clarified the doubts clearly and 90.6% of them felt that the teacher educator is available for academic consultation always. 71.9% of them appreciated that the remedial teaching was undertaken by him always and 90.6% of them agreed that the task allotted by him in the library hour was useful. 75% of them agreed that he monitored the students in the library hour regularly.

## **Evaluation**

With regard to internal evaluation, 78.1% of them agreed that fairness was maintained by him and 78.1% of them accepted that performance of the students in the assignments was discussed by the teacher educator every time.

## **Teaching Methodology**

Regarding this dimension, 84.4% of them observed that he illustrated the concepts through examples and applications and 81.3% of them agreed that the teacher educator used student-centric methods, such as discussion, participative learning and problem solving for enhancing learning experiences to a great extent.

Regarding the use of ICT tools, 87.5% of them revealed that he used ppt always, related videos in the class and he was excellent (78.1%) in linking with today's situation. 90.6% of them appreciated that he summed up the lesson regularly and 84.4% of them revealed that he extensively used the blackboard.

## **Teacher Behaviour in the classroom**

With regard to teacher behaviour, 84.4% of them appreciated that the teacher behaviour in the classroom was very good and he was always impartial (87.5%). He had a friendly approach (96.9%) towards the students whereas 90.6% agreed that his usage of words in the conversation was respectful.

## **Personal Mentoring**

Regarding the personal mentoring, 75% of them felt that he identified the weaknesses of the students and helped them to overcome the same every time and 78.1% of them felt he had personal contact with the students always. 78.1% of them felt that he listened the personal problems of the students always.

## **Suggestions**

- Sometimes your anger is disturbing class room effectiveness. I suggest you to speak normal speed.



## **Rev. Dr. D. Thomas Alexander, S.J.: Soft Skills Development (Sec. B)**

### **Syllabus Completion**

It is inferred from the feedback of the students that 97.1% of students revealed that the professor has covered 85 to 100 % of syllabus in the class, 88.6% of them felt that his pace of completion of syllabus was normal. 82.9% of students stated that he completed the syllabus a week ahead of internal test.

### **Preparation for Class**

Regarding preparation, 82.9% of students felt happy that his preparation for the classes was very good. Most of the students (91.4%) of them appreciated that the power point presentation by the teacher educator was effective. Most of the students (97.1%) were happy that the video displayed in the class was relevant to the topic.

### **Communication**

Regarding the communication, 85.7% of them appreciated that his communication was always effective and 97.1% of them that the teacher educators voice modulation was effective. More than 97.1% of the students were happy that the vocabulary used by the teacher educator was simple and appropriate. 80% of them felt that his pace of speaking is moderate.

### **Classroom Management**

Regarding the classroom management, 77.1% felt that his maintenance of discipline in the classroom was very good. 71.4% of them appreciated he can attract the attentiveness of the students in the whole class. 68.6% of them felt that his rapport with the students was excellent

### **Academic Mentoring**

Regarding to this dimension, 77.1% appreciated him as he identified the strengths and encourages the students by providing right level of challenges always. 60% of them were agreed as he helped the students in writing assignments. 97.1% appreciated that he clarified the doubts clearly and 82.9% of them felt that the teacher educator is available for academic consultation always. 68.6% of them appreciated that the remedial teaching was undertaken by him always and 91.4% of them agreed that the task allotted by him in the library hour was useful. 77.1% of them agreed that he monitored the students in the library hour regularly.

## **Evaluation**

With regard to internal evaluation, 97.1% of them agreed that fairness was maintained by him and 68.6% of them accepted that performance of the students in the assignments was discussed by the teacher educator every time.

## **Teaching Methodology**

Regarding this dimension, 88.6% of them observed that he illustrated the concepts through examples and applications and 74.3% of them agreed that the teacher educator used student-centric methods, such as discussion, participative learning and problem solving for enhancing learning experiences to a great extent.

Regarding the use of ICT tools, 97.1% of them revealed that he used ppt always, related videos in the class and he was excellent (88.6%) in linking with today's situation. 85.7% of them appreciated that he summed up the lesson regularly and 62.9% of them revealed that he extensively used the blackboard.

## **Teacher Behaviour in the classroom**

With regard to teacher behaviour, 74.3% of them appreciated that the teacher behaviour in the classroom was very good and he was always impartial (94.3%). He had a friendly approach (97.1%) towards the students whereas 94.3% agreed that his usage of words in the conversation was respectful.

## **Personal Mentoring**

Regarding the personal mentoring, 74.3% of them felt that he identified the weaknesses of the students and helped them to overcome the same every time and 74.3% of them felt he had personal contact with the students always. 74.3% of them felt that he listened the personal problems of the students always.

## **Suggestions**

- That Father Show the Lot of PPT in the class time ,So decrease the PPT size
- Number of videos can be reduced and can be replaced by activities ...
- Use minimum number of words in PowerPoint. Audio visual aids related to topic ic good

## **Dr. A. John Lawrence: Pedagogy of Special English**

### **Syllabus Completion**

It is inferred from the feedback of the students that 100% of students revealed that the professor has covered 85 to 100 % of syllabus in the class, 83.3% of them felt that her pace of completion of syllabus was normal. 72.2% of students stated that she completed the syllabus a week ahead of internal test.

### **Preparation for Class**

Regarding preparation, 66.7% of students felt happy that her preparation for the classes was very good. Most of the students (72.2%) of them appreciated that the power point presentation by the teacher educator was effective. Most of the students (83.3%) were happy that the video displayed in the class was relevant to the topic.

### **Communication**

Regarding the communication, 83.3% of them appreciated that her communication was always effective and 100% of them that the teacher educators voice modulation was effective. More than 88.9% of the students were happy that the vocabulary used by the teacher educator was simple and appropriate. 83.3% of them felt that her pace of speaking is moderate.

### **Classroom Management**

Regarding the classroom management, 72.2% felt that her maintenance of discipline in the classroom was very good. 83.3% of them appreciated she can attract the attentiveness of the students in the whole class. 77.8% of them felt that her rapport with the students was excellent

### **Academic Mentoring**

Regarding to this dimension, 77.8% appreciated him as she identified the strengths and encourages the students by providing right level of challenges always. 72.2% of them were agreed as she helped the students in writing assignments. 100% appreciated that she clarified the doubts clearly and 83.3% of them felt that the teacher educator is available for academic consultation always. 66.7% of them appreciated that the remedial teaching was undertaken by her always and 88.9% of them agreed that the task allotted by her in the library hour was useful. 66.7% of them agreed that she monitored the students in the library hour regularly.

### **Evaluation**

With regard to internal evaluation, 66.7% of them agreed that fairness was maintained by her and 61.1% of them accepted that performance of the students in the assignments was discussed by the teacher educator everytime.

### **Teaching Methodology**

Regarding this dimension, 77.8% of them observed that she illustrated the concepts through examples and applications and 66.7% of them agreed that the teacher educator used student-centric methods, such as discussion, participative learning and problem solving for enhancing learning experiences to a great extent.

Regarding the use of ICT tools, 38.9% of them revealed that she used ppt always, related videos in the class and she was excellent (66.7%) in linking with today's situation. 66.7% of them appreciated that she summed up the lesson regularly and 44.4% of them revealed that she extensively used the blackboard.

### **Teacher Behaviour in the classroom**

With regard to teacher behaviour, 72.2% of them appreciated that the teacher behaviour in the classroom was very good and she was always impartial (77.8%). She had a friendly approach (94.4%) towards the students whereas 88.9% agreed that his usage of words in the conversation was respectful.

### **Personal Mentoring**

Regarding the personal mentoring, 66.7 % of them felt that she identified the weaknesses of the students and helped them to overcome the same every time and 61.1% of them felt she had personal contact with the students always. 77.8% of them felt that she listened the personal problems of the students always.

### **Suggestions**

- He should have used PPT
- Use of power point presentation

## **Dr. A. John Lawrence – Pedagogy of General English – Sec.A**

### **Syllabus Completion**

It is inferred from the feedback of the students that 96% of students revealed that the professor has covered 85 to 100 % of syllabus in the class, 88% of them felt that her pace of completion of syllabus was normal. 88% of students stated that she completed the syllabus a week ahead of internal test.

### **Preparation for Class**

Regarding preparation, 88% of students felt happy that her preparation for the classes was very good. Most of the students (64%) of them appreciated that the power point presentation by the teacher educator was effective. Most of the students (72%) were happy that the video displayed in the class was relevant to the topic.

### **Communication**

Regarding the communication, 92% of them appreciated that her communication was always effective and 100% of them that the teacher educators voice modulation was effective. More than 100% of the students were happy that the vocabulary used by the teacher educator was simple and appropriate. 80% of them felt that her pace of speaking is moderate.

### **Classroom Management**

Regarding the classroom management, 84% felt that her maintenance of discipline in the classroom was very good. 88% of them appreciated she can attract the attentiveness of the students in the whole class. 76% of them felt that her rapport with the students was excellent

### **Academic Mentoring**

Regarding to this dimension, 80% appreciated him as she identified the strengths and encourages the students by providing right level of challenges always. 72% of them were agreed as she helped the students in writing assignments. 100% appreciated that she clarified the doubts clearly and 84% of them felt that the teacher educator is available for academic consultation always. 68% of them appreciated that the remedial teaching was undertaken by her always and 92% of them agreed that the task allotted by her in the library hour was useful. 68% of them agreed that she monitored the students in the library hour regularly.

## **Evaluation**

With regard to internal evaluation, 88% of them agreed that fairness was maintained by her and 68% of them accepted that performance of the students in the assignments was discussed by the teacher educator everytime.

## **Teaching Methodology**

Regarding this dimension, 92% of them observed that she illustrated the concepts through examples and applications and 88% of them agreed that the teacher educator used student-centric methods, such as discussion, participative learning and problem solving for enhancing learning experiences to a great extent.

Regarding the use of ICT tools, 56% of them revealed that she used ppt always, related videos in the class and she was excellent (84%) in linking with today's situation. 84% of them appreciated that she summed up the lesson regularly and 56% of them revealed that she extensively used the blackboard.

## **Teacher Behaviour in the classroom**

With regard to teacher behaviour, 80% of them appreciated that the teacher behaviour in the classroom was very good and she was always impartial (92%). She had a friendly approach (92%) towards the students whereas 92% agreed that his usage of words in the conversation was respectful.

## **Personal Mentoring**

Regarding the personal mentoring, 80% of them felt that she identified the weaknesses of the students and helped them to overcome the same every time and 84% of them felt she had personal contact with the students always. 80% of them felt that she listened the personal problems of the students always.

## **Suggestions**

- Ppt can be used and related videos can also be used
- Can make use of audio visual aids
- Needs improvement
- Don't standing in one place while taking the class.

## **Dr. Y. Daniel – Pedagogy of Biological Science**

### **Syllabus Completion**

It is inferred from the feedback of the students that 100% of students revealed that the professor has covered 85 to 100 % of syllabus in the class, 100% of them felt that her pace of completion of syllabus was normal. 75% of students stated that she completed the syllabus a week ahead of internal test.

### **Preparation for Class**

Regarding preparation, 75% of students felt happy that her preparation for the classes was very good. Most of the students (100%) of them appreciated that the power point presentation by the teacher educator was effective. Most of the students (100%) were happy that the video displayed in the class was relevant to the topic.

### **Communication**

Regarding the communication, 100% of them appreciated that her communication was always effective and 100% of them that the teacher educators voice modulation was effective. More than 100% of the students were happy that the vocabulary used by the teacher educator was simple and appropriate. 75% of them felt that her pace of speaking is moderate.

### **Classroom Management**

Regarding the classroom management, 75% felt that her maintenance of discipline in the classroom was very good. 100% of them appreciated she can attract the attentiveness of the students in the whole class. 100% of them felt that her rapport with the students was excellent

### **Academic Mentoring**

Regarding to this dimension, 100% appreciated him as she identified the strengths and encourages the students by providing right level of challenges always. 100% of them were agreed as she helped the students in writing assignments. 100% appreciated that she clarified the doubts clearly and 100% of them felt that the teacher educator is available for academic consultation always. 100% of them appreciated that the remedial teaching was undertaken by her always and 100% of them agreed that the task allotted by her in the library hour was useful. 100% of them agreed that she monitored the students in the library hour regularly.

### **Evaluation**

With regard to internal evaluation, 100% of them agreed that fairness was maintained by her and 100% of them accepted that performance of the students in the assignments was discussed by the teacher educator everytime.

### **Teaching Methodology**

Regarding this dimension, 100% of them observed that she illustrated the concepts through examples and applications and 75% of them agreed that the teacher educator used student-centric methods, such as discussion, participative learning and problem solving for enhancing learning experiences to a great extent.

Regarding the use of ICT tools, 100% of them revealed that she used ppt always, related videos in the class and she was excellent (50%) in linking with today's situation. 100% of them appreciated that she summed up the lesson regularly and 75% of them revealed that she extensively used the blackboard.

### **Teacher Behaviour in the classroom**

With regard to teacher behaviour, 75% of them appreciated that the teacher behaviour in the classroom was very good and she was always impartial (100%). She had a friendly approach (100%) towards the students whereas 75% agreed that his usage of words in the conversation was respectful.

### **Personal Mentoring**

Regarding the personal mentoring, 75% of them felt that she identified the weaknesses of the students and helped them to overcome the same every time and 75% of them felt she had personal contact with the students always. 100% of them felt that she listened the personal problems of the students always.

### **Suggestions**



## **Mrs. A. Metilda Jasmine Shanthi – Pedagogy of Mathematics**

### **Syllabus Completion**

It is inferred from the feedback of the students that 100% of students revealed that the professor has covered 85 to 100 % of syllabus in the class, 85% of them felt that her pace of completion of syllabus was normal. 90% of students stated that she completed the syllabus a week ahead of internal test.

### **Preparation for Class**

Regarding preparation, 85% of students felt happy that her preparation for the classes was very good. Most of the students (100%) of them appreciated that the power point presentation by the teacher educator was effective. Most of the students (100%) were happy that the video displayed in the class was relevant to the topic.

### **Communication**

Regarding the communication, 85% of them appreciated that her communication was always effective and 90% of them that the teacher educators voice modulation was effective. More than 100% of the students were happy that the vocabulary used by the teacher educator was simple and appropriate. 85% of them felt that her pace of speaking is moderate.

### **Classroom Management**

Regarding the classroom management, 75% felt that her maintenance of discipline in the classroom was very good. 75% of them appreciated she can attract the attentiveness of the students in the whole class. 90% of them felt that her rapport with the students was excellent

### **Academic Mentoring**

Regarding to this dimension, 80% appreciated him as she identified the strengths and encourages the students by providing right level of challenges always. 70% of them were agreed as she helped the students in writing assignments. 100% appreciated that she clarified the doubts clearly and 90% of them felt that the teacher educator is available for academic consultation always. 60% of them appreciated that the remedial teaching was undertaken by her always and 90% of them agreed that the task allotted by her in the library hour was useful. 85% of them agreed that she monitored the students in the library hour regularly.

## **Evaluation**

With regard to internal evaluation, 100% of them agreed that fairness was maintained by her and 65% of them accepted that performance of the students in the assignments was discussed by the teacher educator everytime.

## **Teaching Methodology**

Regarding this dimension, 85% of them observed that she illustrated the concepts through examples and applications and 80% of them agreed that the teacher educator used student-centric methods, such as discussion, participative learning and problem solving for enhancing learning experiences to a great extent.

Regarding the use of ICT tools, 85% of them revealed that she used ppt always, related videos in the class and she was excellent (70%) in linking with today's situation. 85% of them appreciated that she summed up the lesson regularly and 70% of them revealed that she extensively used the blackboard.

## **Teacher Behaviour in the classroom**

With regard to teacher behaviour, 80% of them appreciated that the teacher behaviour in the classroom was very good and she was always impartial (95%). She had a friendly approach (100%) towards the students whereas 100% agreed that his usage of words in the conversation was respectful.

## **Personal Mentoring**

Regarding the personal mentoring, 80% of them felt that she identified the weaknesses of the students and helped them to overcome the same every time and 80% of them felt she had personal contact with the students always. 80% of them felt that she listened the personal problems of the students always.

## **Suggestions**

- Discussions about the assignments and practicum can be done, practicum topic can be given as open choice
- Voice can be more audible
- Improve the voice modulation.
- Teacher can make the teaching even more interesting
- To use some video clips

## **Dr. S. Sherlin – Pedagogy of Physical Science**

### **Syllabus Completion**

It is inferred from the feedback of the students that 95.5% of students revealed that the professor has covered 85 to 100 % of syllabus in the class, 100% of them felt that her pace of completion of syllabus was normal. 63.6% of students stated that she completed the syllabus a week ahead of internal test.

### **Preparation for Class**

Regarding preparation, 86.4% of students felt happy that her preparation for the classes was very good. Most of the students (100%) of them appreciated that the power point presentation by the teacher educator was effective. Most of the students (86.4%) were happy that the video displayed in the class was relevant to the topic.

### **Communication**

Regarding the communication, 95.5% of them appreciated that her communication was always effective and 95.5% of them that the teacher educators voice modulation was effective. More than 100% of the students were happy that the vocabulary used by the teacher educator was simple and appropriate. 90.9% of them felt that her pace of speaking is moderate.

### **Classroom Management**

Regarding the classroom management, 86.4% felt that her maintenance of discipline in the classroom was very good. 90.9% of them appreciated she can attract the attentiveness of the students in the whole class. 90.9% of them felt that her rapport with the students was excellent

### **Academic Mentoring**

Regarding to this dimension, 86.4% appreciated him as she identified the strengths and encourages the students by providing right level of challenges always. 90.9% of them were agreed as she helped the students in writing assignments. 95.5% appreciated that she clarified the doubts clearly and 95.5% of them felt that the teacher educator is available for academic consultation always. 95.5% of them appreciated that the remedial teaching was undertaken by her always and 95.5% of them agreed that the task allotted by her in the library hour was useful. 95.5% of them agreed that she monitored the students in the library hour regularly.

## **Evaluation**

With regard to internal evaluation, 95.5% of them agreed that fairness was maintained by her and 86.4% of them accepted that performance of the students in the assignments was discussed by the teacher educator everytime.

## **Teaching Methodology**

Regarding this dimension, 90.9% of them observed that she illustrated the concepts through examples and applications and 86.4% of them agreed that the teacher educator used student-centric methods, such as discussion, participative learning and problem solving for enhancing learning experiences to a great extent.

Regarding the use of ICT tools, 95.5% of them revealed that she used ppt always, related videos in the class and she was excellent (90.9%) in linking with today's situation. 95.5% of them appreciated that she summed up the lesson regularly and 86.4% of them revealed that she extensively used the blackboard.

## **Teacher Behaviour in the classroom**

With regard to teacher behaviour, 90.9% of them appreciated that the teacher behaviour in the classroom was very good and she was always impartial (90.9%). She had a friendly approach (100%) towards the students whereas 95.5% agreed that his usage of words in the conversation was respectful.

## **Personal Mentoring**

Regarding the personal mentoring, 90.9% of them felt that she identified the weaknesses of the students and helped them to overcome the same every time and 86.4% of them felt she had personal contact with the students always. 86.4% of them felt that she listened the personal problems of the students always.

## **Suggestions**

### **Syllabus Completion**

It is inferred from the feedback of the students that 66.7% of students revealed that the professor has covered 85 to 100 % of syllabus in the class, 66.7% of them felt that her pace of completion of syllabus was normal. 66.7% of students stated that she completed the syllabus a week ahead of internal test.

### **Preparation for Class**

Regarding preparation, 66.7% of students felt happy that her preparation for the classes was very good. Most of the students (66.7%) of them appreciated that the power point presentation by the teacher educator was effective. Most of the students (66.7%) were happy that the video displayed in the class was relevant to the topic.

### **Communication**

Regarding the communication, 66.7% of them appreciated that her communication was always effective and 66.7% of them that the teacher educators voice modulation was effective. More than 66.7% of the students were happy that the vocabulary used by the teacher educator was simple and appropriate. 100% of them felt that her pace of speaking is moderate.

### **Classroom Management**

Regarding the classroom management, 66.7% felt that her maintenance of discipline in the classroom was very good. 66.7% of them appreciated she can attract the attentiveness of the students in the whole class. 66.7% of them felt that her rapport with the students was excellent

### **Academic Mentoring**

Regarding to this dimension, 66.7% appreciated him as she identified the strengths and encourages the students by providing right level of challenges always. 66.7% of them were agreed as she helped the students in writing assignments. 100% appreciated that she clarified the doubts clearly and 66.7% of them felt that the teacher educator is available for academic consultation always. 66.7% of them appreciated that the remedial teaching was undertaken by her always and 100% of them agreed that the task allotted by her in the library hour was useful. 66.7% of them agreed that she monitored the students in the library hour regularly.

### **Evaluation**

With regard to internal evaluation, 66.7% of them agreed that fairness was maintained by her and 66.7% of them accepted that performance of the students in the assignments was discussed by the teacher educator everytime.

### **Teaching Methodology**

Regarding this dimension, 66.7% of them observed that she illustrated the concepts through examples and applications and 66.7% of them agreed that the teacher educator used student-centric methods, such as discussion, participative learning and problem solving for enhancing learning experiences to a great extent.

Regarding the use of ICT tools, 66.7% of them revealed that she used ppt always, related videos in the class and she was excellent (66.7%) in linking with today's situation. 66.7% of them appreciated that she summed up the lesson regularly and 100% of them revealed that she extensively used the blackboard.

### **Teacher Behaviour in the classroom**

With regard to teacher behaviour, 66.7% of them appreciated that the teacher behaviour in the classroom was very good and she was always impartial (100%). She had a friendly approach (66.7%) towards the students whereas 100% agreed that his usage of words in the conversation was respectful.

### **Personal Mentoring**

Regarding the personal mentoring, 66.7% of them felt that she identified the weaknesses of the students and helped them to overcome the same every time and 66.7% of them felt she had personal contact with the students always. 66.7% of them felt that she listened the personal problems of the students always.

### **Suggestions**

- Needs improvement

It is inferred from the feedback of the students that 80% of students revealed that the professor has covered 85 to 100 % of syllabus in the class, 60% of them felt that her pace of completion of syllabus was normal. 60% of students stated that she completed the syllabus a week ahead of internal test.

### **Preparation for Class**

Regarding preparation, 100% of students felt happy that her preparation for the classes was very good. Most of the students (100%) of them appreciated that the power point presentation by the teacher educator was effective. Most of the students (100%) were happy that the video displayed in the class was relevant to the topic.

### **Communication**

Regarding the communication, 100% of them appreciated that her communication was always effective and 100% of them that the teacher educators voice modulation was effective. More than 80% of the students were happy that the vocabulary used by the teacher educator was simple and appropriate. 80% of them felt that her pace of speaking is moderate.

### **Classroom Management**

Regarding the classroom management, 100% felt that her maintenance of discipline in the classroom was very good. 100% of them appreciated she can attract the attentiveness of the students in the whole class. 100% of them felt that her rapport with the students was excellent

### **Academic Mentoring**

Regarding to this dimension, 100% appreciated him as she identified the strengths and encourages the students by providing right level of challenges always. 100% of them were agreed as she helped the students in writing assignments. 100% appreciated that she clarified the doubts clearly and 100% of them felt that the teacher educator is available for academic consultation always. 100% of them appreciated that the remedial teaching was undertaken by her always and 100% of them agreed that the task allotted by her in the library hour was useful. 100% of them agreed that she monitored the students in the library hour regularly.

### **Evaluation**

With regard to internal evaluation, 100% of them agreed that fairness was maintained by her and 100% of them accepted that performance of the students in the assignments was discussed by the teacher educator everytime.

### **Teaching Methodology**

Regarding this dimension, 100% of them observed that she illustrated the concepts through examples and applications and 100% of them agreed that the teacher educator used student-centric methods, such as discussion, participative learning and problem solving for enhancing learning experiences to a great extent.

Regarding the use of ICT tools, 100% of them revealed that she used ppt always, related videos in the class and she was excellent (100%) in linking with today's situation. 100% of them appreciated that she summed up the lesson regularly and 80% of them revealed that she extensively used the blackboard.

### **Teacher Behaviour in the classroom**

With regard to teacher behaviour, 100% of them appreciated that the teacher behaviour in the classroom was very good and she was always impartial (100%). She had a friendly approach (100%) towards the students whereas 100% agreed that his usage of words in the conversation was respectful.

### **Personal Mentoring**

Regarding the personal mentoring, 100% of them felt that she identified the weaknesses of the students and helped them to overcome the same every time and 100% of them felt she had personal contact with the students always. 100% of them felt that she listened the personal problems of the students always.

### **Suggestions**

4th sem syllabus is not satisfied

## **Mr. R. Balasubramanian – Pedagogy of General English – Sec.B**

### **Syllabus Completion**

It is inferred from the feedback of the students that 100% of students revealed that the professor has covered 85 to 100 % of syllabus in the class, 88.9% of them felt that her pace of



completion of syllabus was normal. 92.6% of students stated that she completed the syllabus a week ahead of internal test.

### **Preparation for Class**

Regarding preparation, 85.2% of students felt happy that her preparation for the classes was very good. Most of the students (92.6%) of them appreciated that the power point presentation by the teacher educator was effective. Most of the students (88.9%) were happy that the video displayed in the class was relevant to the topic.

### **Communication**

Regarding the communication, 81.5% of them appreciated that her communication was always effective and 92.6% of them that the teacher educators voice modulation was effective. More than 88.9% of the students were happy that the vocabulary used by the teacher educator was simple and appropriate. 85.2% of them felt that her pace of speaking is moderate.

### **Classroom Management**

Regarding the classroom management, 74.1% felt that her maintenance of discipline in the classroom was very good. 70.4% of them appreciated she can attract the attentiveness of the students in the whole class. 81.5% of them felt that her rapport with the students was excellent

### **Academic Mentoring**

Regarding to this dimension, 74.1% appreciated him as she identified the strengths and encourages the students by providing right level of challenges always. 70.4% of them were agreed as she helped the students in writing assignments. 96.3% appreciated that she clarified the doubts clearly and 81.5% of them felt that the teacher educator is available for academic consultation always. 70.4% of them appreciated that the remedial teaching was undertaken by her always and 85.2% of them agreed that the task allotted by her in the library hour was useful. 66.7% of them agreed that she monitored the students in the library hour regularly.

### **Evaluation**

With regard to internal evaluation, 74.1% of them agreed that fairness was maintained by her and 81.5% of them accepted that performance of the students in the assignments was discussed by the teacher educator everytime.

### **Teaching Methodology**

Regarding this dimension, 81.5% of them observed that she illustrated the concepts through examples and applications and 74.1% of them agreed that the teacher educator used student-centric methods, such as discussion, participative learning and problem solving for enhancing learning experiences to a great extent.

Regarding the use of ICT tools, 77.8% of them revealed that she used ppt always, related videos in the class and she was excellent (74.1%) in linking with today's situation. 81.5% of them appreciated that she summed up the lesson regularly and 63% of them revealed that she extensively used the blackboard.

### **Teacher Behaviour in the classroom**

With regard to teacher behaviour, 74.1% of them appreciated that the teacher behaviour in the classroom was very good and she was always impartial (88.9%). She had a friendly approach (88.9%) towards the students whereas 96.3% agreed that his usage of words in the conversation was respectful.

### **Personal Mentoring**

Regarding the personal mentoring, 81.5% of them felt that she identified the weaknesses of the students and helped them to overcome the same every time and 70.4% of them felt she had personal contact with the students always. 74.1% of them felt that she listened the personal problems of the students always.

### **Suggestions**

- Need videos and use of black board
- 4th sem syllabus is not satisfied

## **Dr. S. Mercy Johanna – Strengthening English Language Proficiency (SELP)**

### **Syllabus Completion**

It is inferred from the feedback of the students that 90.7% of students revealed that the professor has covered 85 to 100% of syllabus in the class, 74.4% of them felt that her pace of

completion of syllabus was normal. 65.1% of students stated that she completed the syllabus a week ahead of internal test.

### **Preparation for Class**

Regarding preparation, 72.1% of students felt happy that her preparation for the classes was very good. Most of the students (74.4%) of them appreciated that the power point presentation by the teacher educator was effective. Most of the students (81.4%) were happy that the video displayed in the class was relevant to the topic.

### **Communication**

Regarding the communication, 86% of them appreciated that her communication was always effective and 88.4% of them that the teacher educators voice modulation was effective. More than 97.7% of the students were happy that the vocabulary used by the teacher educator was simple and appropriate. 76.7% of them felt that her pace of speaking is moderate.

### **Classroom Management**

Regarding the classroom management, 74.4% felt that her maintenance of discipline in the classroom was very good. 83.7% of them appreciated she can attract the attentiveness of the students in the whole class. 74.4% of them felt that her rapport with the students was excellent

### **Academic Mentoring**

Regarding to this dimension, 81.4% appreciated him as she identified the strengths and encourages the students by providing right level of challenges always. 67.4% of them were agreed as she helped the students in writing assignments. 100% appreciated that she clarified the doubts clearly and 81.4% of them felt that the teacher educator is available for academic consultation always. 76.7% of them appreciated that the remedial teaching was undertaken by her always and 88.4% of them agreed that the task allotted by her in the library hour was useful. 74.4% of them agreed that she monitored the students in the library hour regularly.

### **Evaluation**

With regard to internal evaluation, 83.7% of them agreed that fairness was maintained by her and 76.7% of them accepted that performance of the students in the assignments was discussed by the teacher educator everytime.

### **Teaching Methodology**

Regarding this dimension, 81.4% of them observed that she illustrated the concepts through examples and applications and 76.7% of them agreed that the teacher educator used student-centric methods, such as discussion, participative learning and problem solving for enhancing learning experiences to a great extent.

Regarding the use of ICT tools, 69.8% of them revealed that she used ppt always, related videos in the class and she was excellent (74.4%) in linking with today's situation. 74.4% of them appreciated that she summed up the lesson regularly and 62.8% of them revealed that she extensively used the blackboard.

### **Teacher Behaviour in the classroom**

With regard to teacher behaviour, 76.7% of them appreciated that the teacher behaviour in the classroom was very good and she was always impartial (93%). She had a friendly approach (97.7%) towards the students whereas 95.3% agreed that his usage of words in the conversation was respectful.

### **Personal Mentoring**

Regarding the personal mentoring, 81.4% of them felt that she identified the weaknesses of the students and helped them to overcome the same every time and 76.7% of them felt she had personal contact with the students always. 81.4% of them felt that she listened the personal problems of the students always.

### **Suggestions**

- Not enough class for effective practice
- To give more activities.
- Need more improvement in teaching and engaging the class.
- Every week morning 1 st hour is SELP class. On that time we have assembly. So there no time to do activity well. We are always in rush. Pls try to avoid this for next batch.
- More and more used by ppt presentation .thank you

## **Rev. Fr. A. Loyola, S.J.: Vision of Education in India**

### **Syllabus Completion**

It is inferred from the feedback of the students that 100% of students revealed that the professor has covered 85 to 100 % of syllabus in the class, 83.3% of them felt that her pace of completion of syllabus was normal. 72.2% of students stated that she completed the syllabus a week ahead of internal test.

### **Preparation for Class**

Regarding preparation, 77.8% of students felt happy that her preparation for the classes was very good. Most of the students (94.4%) of them appreciated that the power point presentation by the teacher educator was effective. Most of the students (94.4%) were happy that the video displayed in the class was relevant to the topic.

### **Communication**

Regarding the communication, 77.8% of them appreciated that her communication was always effective and 88.9% of them that the teacher educators voice modulation was effective. More than 94.4% of the students were happy that the vocabulary used by the teacher educator was simple and appropriate. 88.9% of them felt that her pace of speaking is moderate.

### **Classroom Management**

Regarding the classroom management, 77.8% felt that her maintenance of discipline in the classroom was very good. 77.8% of them appreciated she can attract the attentiveness of the students in the whole class. 66.7% of them felt that her rapport with the students was excellent

### **Academic Mentoring**

Regarding to this dimension, 66.7% appreciated him as she identified the strengths and encourages the students by providing right level of challenges always. 55.6% of them were agreed as she helped the students in writing assignments. 100% appreciated that she clarified the doubts clearly and 83.3% of them felt that the teacher educator is available for academic consultation always. 66.7% of them appreciated that the remedial teaching was undertaken by her always and 88.9% of them agreed that the task allotted by her in the library hour was useful. 61.1% of them agreed that she monitored the students in the library hour regularly.

## **Evaluation**

With regard to internal evaluation, 83.3% of them agreed that fairness was maintained by her and 66.7% of them accepted that performance of the students in the assignments was discussed by the teacher educator everytime.

## **Teaching Methodology**

Regarding this dimension, 77.8% of them observed that she illustrated the concepts through examples and applications and 61.1% of them agreed that the teacher educator used student-centric methods, such as discussion, participative learning and problem solving for enhancing learning experiences to a great extent.

Regarding the use of ICT tools, 77.8% of them revealed that she used ppt always, related videos in the class and she was excellent (72.2%) in linking with today's situation. 72.2% of them appreciated that she summed up the lesson regularly and 61.1% of them revealed that she extensively used the blackboard.

## **Teacher Behaviour in the classroom**

With regard to teacher behaviour, 61.1% of them appreciated that the teacher behaviour in the classroom was very good and she was always impartial (100%). She had a friendly approach (100%) towards the students whereas 94.4% agreed that his usage of words in the conversation was respectful.

## **Personal Mentoring**

Regarding the personal mentoring, 72.2% of them felt that she identified the weaknesses of the students and helped them to overcome the same every time and 72.2 % of them felt she had personal contact with the students always. 72.2% of them felt that she listened the personal problems of the students always.

## **Suggestions**

- He should improve hm self
- Can lead the class interestingly
- More and more new vocabulary words are used by the classroom teaching.thank you

## **Dr. M. Antony Raj: Gender Issues in Education**

### **Syllabus Completion**

It is inferred from the feedback of the students that 93.3% of students revealed that the professor has covered 85 to 100 % of syllabus in the class, 83.3% of them felt that her pace of completion of syllabus was normal. 66.7% of students stated that she completed the syllabus a week ahead of internal test.

### **Preparation for Class**

Regarding preparation, 76.7% of students felt happy that her preparation for the classes was very good. Most of the students (96.7%) of them appreciated that the power point presentation by the teacher educator was effective. Most of the students (96.7%) were happy that the video displayed in the class was relevant to the topic.

### **Communication**

Regarding the communication, 86.7% of them appreciated that her communication was always effective and 93.3% of them that the teacher educators voice modulation was effective. More than 93.3% of the students were happy that the vocabulary used by the teacher educator was simple and appropriate. 80% of them felt that her pace of speaking is moderate.

### **Classroom Management**

Regarding the classroom management, 70% felt that her maintenance of discipline in the classroom was very good. 83.3% of them appreciated she can attract the attentiveness of the students in the whole class. 66.7% of them felt that her rapport with the students was excellent

### **Academic Mentoring**

Regarding to this dimension, 73.3% appreciated her as she identified the strengths and encourages the students by providing right level of challenges always. 70% of them were agreed as she helped the students in writing assignments. 96.7% appreciated that she clarified the doubts clearly and 76.7% of them felt that the teacher educator is available for academic consultation always. 66.7% of them appreciated that the remedial teaching was undertaken by her always and 90% of them agreed that the task allotted by her in the library hour was useful. 73.3% of them agreed that she monitored the students in the library hour regularly.

### **Evaluation**

With regard to internal evaluation, 76.7% of them agreed that fairness was maintained by her and 73.3% of them accepted that performance of the students in the assignments was discussed by the teacher educator everytime.

### **Teaching Methodology**

Regarding this dimension, 73.3% of them observed that she illustrated the concepts through examples and applications and 73.3% of them agreed that the teacher educator used student-centric methods, such as discussion, participative learning and problem solving for enhancing learning experiences to a great extent.

Regarding the use of ICT tools, 83.3% of them revealed that she used ppt always, related videos in the class and she was excellent (83.3%) in linking with today's situation. 80% of them appreciated that she summed up the lesson regularly and 60% of them revealed that she extensively used the blackboard.

### **Teacher Behaviour in the classroom**

With regard to teacher behaviour, 70% of them appreciated that the teacher behaviour in the classroom was very good and she was always impartial (86.7%). She had a friendly approach (96.7%) towards the students whereas 93.3% agreed that his usage of words in the conversation was respectful.

### **Personal Mentoring**

Regarding the personal mentoring, 76.7% of them felt that she identified the weaknesses of the students and helped them to overcome the same every time and 66.7% of them felt she had personal contact with the students always. 73.3% of them felt that she listened the personal problems of the students always.

### **Suggestions**



## **Dr. A. Michael J Leo: Peace Education**

### **Syllabus Completion**

It is inferred from the feedback of the students that 79.2% of students revealed that the professor has covered 85 to 100 % of syllabus in the class, 87.5% of them felt that her pace of completion of syllabus was normal. 54.2% of students stated that she completed the syllabus a week ahead of internal test.

### **Preparation for Class**

Regarding preparation, 83.3% of students felt happy that her preparation for the classes was very good. Most of the students (83.3%) of them appreciated that the power point presentation by the teacher educator was effective. Most of the students (91.7%) were happy that the video displayed in the class was relevant to the topic.

### **Communication**

Regarding the communication, 83.3% of them appreciated that her communication was always effective and 95.8% of them that the teacher educators voice modulation was effective. More than 91.7% of the students were happy that the vocabulary used by the teacher educator was simple and appropriate. 83.3% of them felt that her pace of speaking is moderate.

### **Classroom Management**

Regarding the classroom management, 79.2% felt that her maintenance of discipline in the classroom was very good. 79.2% of them appreciated she can attract the attentiveness of the students in the whole class. 75% of them felt that her rapport with the students was excellent

### **Academic Mentoring**

Regarding to this dimension, 83.3% appreciated him as she identified the strengths and encourages the students by providing right level of challenges always. 58.3% of them were agreed as she helped the students in writing assignments. 95.8% appreciated that she clarified the doubts clearly and 83.3% of them felt that the teacher educator is available for academic consultation always. 79.2% of them appreciated that the remedial teaching was undertaken by her always and 87.5% of them agreed that the task allotted by her in the library hour was useful. 75% of them agreed that she monitored the students in the library hour regularly.

### **Evaluation**

With regard to internal evaluation, 83.3% of them agreed that fairness was maintained by her and 79.2% of them accepted that performance of the students in the assignments was discussed by the teacher educator everytime.

### **Teaching Methodology**

Regarding this dimension, 87.5% of them observed that she illustrated the concepts through examples and applications and 70.8% of them agreed that the teacher educator used student-centric methods, such as discussion, participative learning and problem solving for enhancing learning experiences to a great extent.

Regarding the use of ICT tools, 87.5% of them revealed that she used ppt always, related videos in the class and she was excellent (83.3%) in linking with today's situation. 83.3% of them appreciated that she summed up the lesson regularly and 70.8% of them revealed that she extensively used the blackboard.

### **Teacher Behaviour in the classroom**

With regard to teacher behaviour, 83.3% of them appreciated that the teacher behaviour in the classroom was very good and she was always impartial (79.2%). She had a friendly approach (95.8%) towards the students whereas 95.8% agreed that his usage of words in the conversation was respectful.

### **Personal Mentoring**

Regarding the personal mentoring, 83.3% of them felt that she identified the weaknesses of the students and helped them to overcome the same every time and 66.7% of them felt she had personal contact with the students always. 87.5% of them felt that she listened the personal problems of the students always.

### **Suggestions**

## **Mrs. M. Rosary Kiruba Alexy: Education of Exceptional Children**

### **Syllabus Completion**

It is inferred from the feedback of the students that 88.5% of students revealed that the professor has covered 85 to 100 % of syllabus in the class, 80.8% of them felt that her pace of completion of syllabus was normal. 84.6% of students stated that she completed the syllabus a week ahead of internal test.

### **Preparation for Class**

Regarding preparation, 84.6% of students felt happy that her preparation for the classes was very good. Most of the students (92.3%) of them appreciated that the power point presentation by the teacher educator was effective. Most of the students (92.3%) were happy that the video displayed in the class was relevant to the topic.

### **Communication**

Regarding the communication, 84.6% of them appreciated that her communication was always effective and 88.5% of them that the teacher educators voice modulation was effective. More than 92.3% of the students were happy that the vocabulary used by the teacher educator was simple and appropriate. 69.2% of them felt that her pace of speaking is moderate.

### **Classroom Management**

Regarding the classroom management, 69.2% felt that her maintenance of discipline in the classroom was very good. 65.4% of them appreciated she can attract the attentiveness of the students in the whole class. 76.9% of them felt that her rapport with the students was excellent

### **Academic Mentoring**

Regarding to this dimension, 69.2% appreciated her as she identified the strengths and encourages the students by providing right level of challenges always. 61.5% of them were agreed as she helped the students in writing assignments. 96.2% appreciated that she clarified the doubts clearly and 88.5% of them felt that the teacher educator is available for academic consultation always. 61.5% of them appreciated that the remedial teaching was undertaken by her always and 92.3% of them agreed that the task allotted by her in the library hour was useful. 69.2% of them agreed that she monitored the students in the library hour regularly.

## **Evaluation**

With regard to internal evaluation, 84.6% of them agreed that fairness was maintained by her and 69.2% of them accepted that performance of the students in the assignments was discussed by the teacher educator every time.

## **Teaching Methodology**

Regarding this dimension, 80.8% of them observed that she illustrated the concepts through examples and applications and 65.4% of them agreed that the teacher educator used student-centric methods, such as discussion, participative learning and problem solving for enhancing learning experiences to a great extent.

Regarding the use of ICT tools, 76.9% of them revealed that she used ppt always, related videos in the class and she was excellent (76.9%) in linking with today's situation. 84.6% of them appreciated that she summed up the lesson regularly and 57.7% of them revealed that she extensively used the blackboard.

## **Teacher Behaviour in the classroom**

With regard to teacher behaviour, 73.1% of them appreciated that the teacher behaviour in the classroom was very good and she was always impartial (96.2%). She had a friendly approach (96.2%) towards the students whereas 96.2% agreed that his usage of words in the conversation was respectful.

## **Personal Mentoring**

Regarding the personal mentoring, 73.1% of them felt that she identified the weaknesses of the students and helped them to overcome the same every time and 69.2% of them felt she had personal contact with the students always. 76.9% of them felt that she listened the personal problems of the students always.

## **Suggestions**

- Voice can be more audible
- Needs improvement
- Can improve for good teaching
- Good teaching. Need to teach with energy.

## **Dr. R. Sathesh Franklin: Disaster Management**

### **Syllabus Completion**

It is inferred from the feedback of the students that 94.4% of students revealed that the professor has covered 85 to 100 % of syllabus in the class, 88.9% of them felt that her pace of completion of syllabus was normal. 83.3% of students stated that she completed the syllabus a week ahead of internal test.

### **Preparation for Class**

Regarding preparation, 88.9% of students felt happy that her preparation for the classes was very good. Most of the students (100%) of them appreciated that the power point presentation by the teacher educator was effective. Most of the students (100%) were happy that the video displayed in the class was relevant to the topic.

### **Communication**

Regarding the communication, 88.9% of them appreciated that her communication was always effective and 94.4% of them that the teacher educators voice modulation was effective. More than 94.4% of the students were happy that the vocabulary used by the teacher educator was simple and appropriate. 88.9% of them felt that her pace of speaking is moderate.

### **Classroom Management**

Regarding the classroom management, 72.2% felt that her maintenance of discipline in the classroom was very good. 72.2% of them appreciated she can attract the attentiveness of the students in the whole class. 77.8% of them felt that her rapport with the students was excellent

### **Academic Mentoring**

Regarding to this dimension, 77.8% appreciated him as she identified the strengths and encourages the students by providing right level of challenges always. 72.2% of them were agreed as she helped the students in writing assignments. 100% appreciated that she clarified the doubts clearly and 77.8% of them felt that the teacher educator is available for academic consultation always. 55.6% of them appreciated that the remedial teaching was undertaken by her always and 100% of them agreed that the task allotted by her in the library hour was useful. 77.8% of them agreed that she monitored the students in the library hour regularly.

### **Evaluation**

With regard to internal evaluation, 77.8% of them agreed that fairness was maintained by her and 72.2% of them accepted that performance of the students in the assignments was discussed by the teacher educator everytime.

### **Teaching Methodology**

Regarding this dimension, 83.3% of them observed that she illustrated the concepts through examples and applications and 66.7% of them agreed that the teacher educator used student-centric methods, such as discussion, participative learning and problem solving for enhancing learning experiences to a great extent.

Regarding the use of ICT tools, 83.3% of them revealed that she used ppt always, related videos in the class and she was excellent (72.2%) in linking with today's situation. 72.2% of them appreciated that she summed up the lesson regularly and 66.7% of them revealed that she extensively used the blackboard.

### **Teacher Behaviour in the classroom**

With regard to teacher behaviour, 83.3% of them appreciated that the teacher behaviour in the classroom was very good and she was always impartial (100%). She had a friendly approach (100%) towards the students whereas 94.4% agreed that his usage of words in the conversation was respectful.

### **Personal Mentoring**

Regarding the personal mentoring, 88.9% of them felt that she identified the weaknesses of the students and helped them to overcome the same every time and 88.9% of them felt she had personal contact with the students always. 88.9% of them felt that she listened the personal problems of the students always.

### **Suggestions**

- Specific classroom can be allotted for this paper
- To give more activities to the students.
- To deliver the some extra information



**ST. XAVIER'S COLLEGE OF EDUCATION (AUTONOMOUS)**

**[Re-accredited (4<sup>th</sup> Cycle) at 'A+' Grade by NAAC]**

**PALAYAMKOTTAI – 627 002, TAMIL NADU, INDIA**

**STUDENT SATISFACTORY SURVEY**  
**ON**  
**TEACHING-LEARNING PROCESS**  
**AND OVERALL INSTITUTIONAL PERFORMANCE**

**2022-2023**

# St. Xavier's College of Education (Autonomous), Palayamkottai - Overall Evaluation of College Activities

134 responses

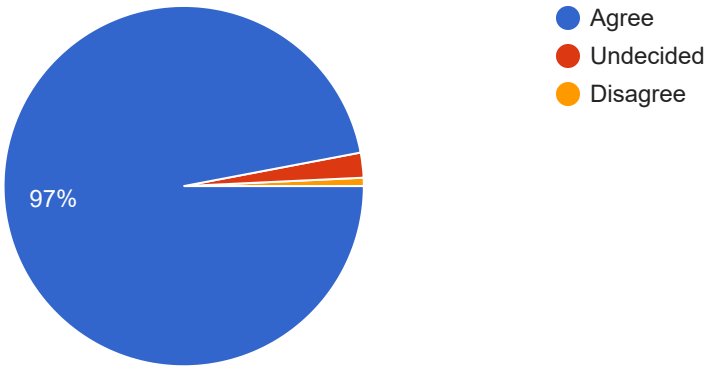
[Publish analytics](#)

## Curriculum

 [Copy](#)

1.The curriculum of this academic year is suitable for the teaching profession.

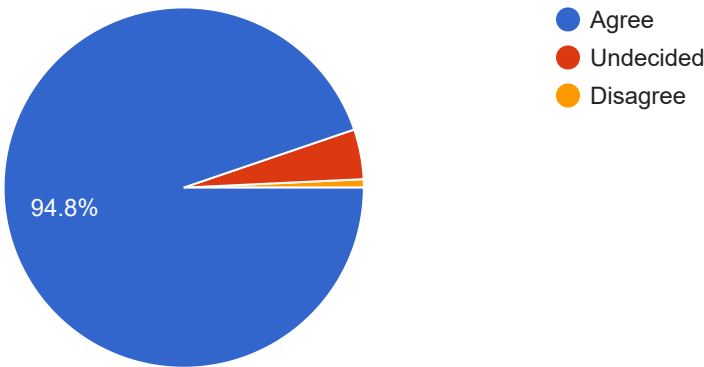
134 responses



2. The syllabus was uploaded in the college website in time.

 [Copy](#)

134 responses

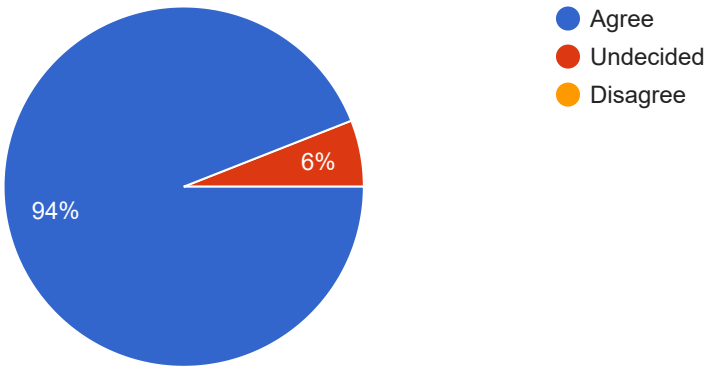




3. The syllabus was explained at the beginning of the year.

 Copy

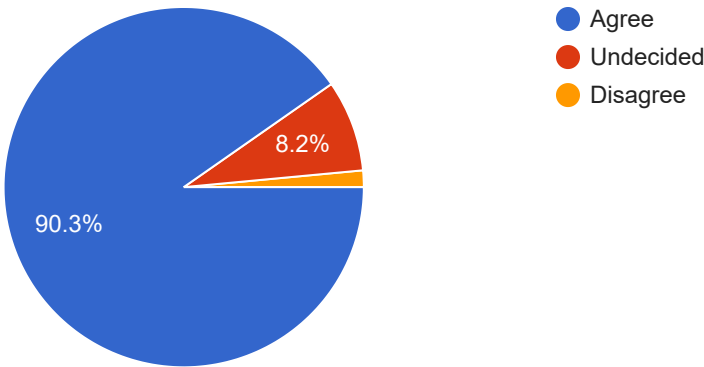
134 responses



4. The syllabus of each course was adequate.

 Copy

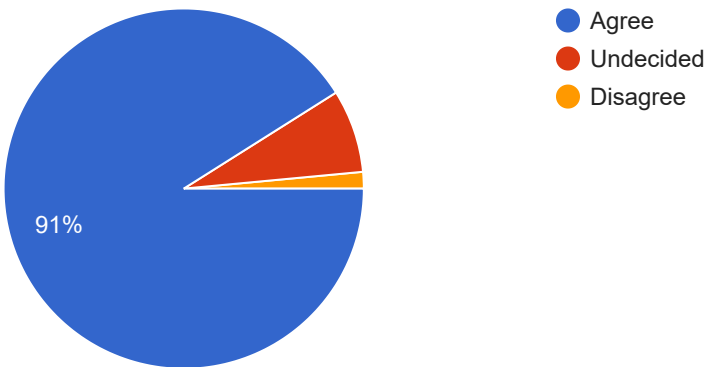
134 responses



5. The total syllabus was covered in time.

 Copy

134 responses

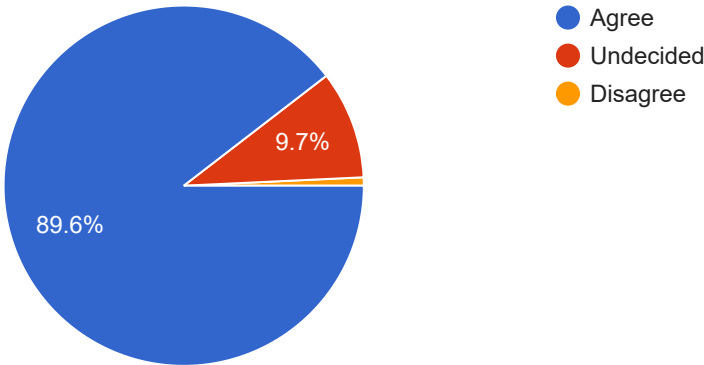


Teaching, learning and evaluation

Copy

6. Each class of this academic year was well organized.

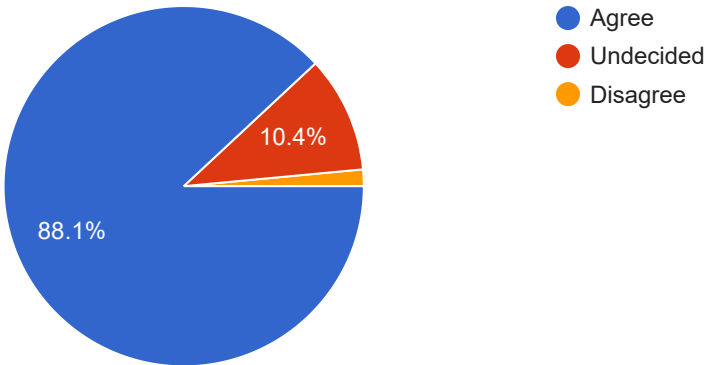
134 responses



7. The teacher educators managed classroom time and pace well.

Copy

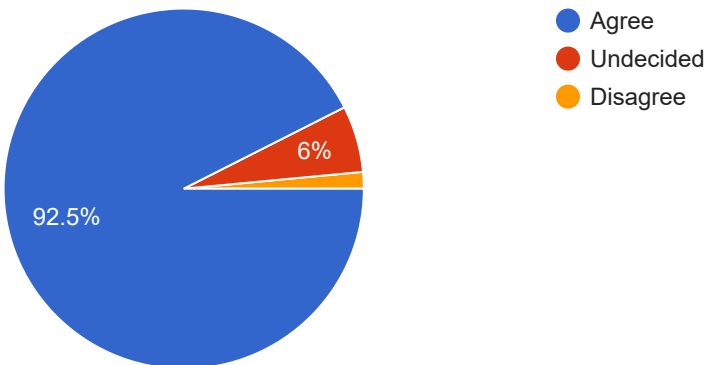
134 responses




8. The teacher educators encouraged discussions and responded to questions.

Copy

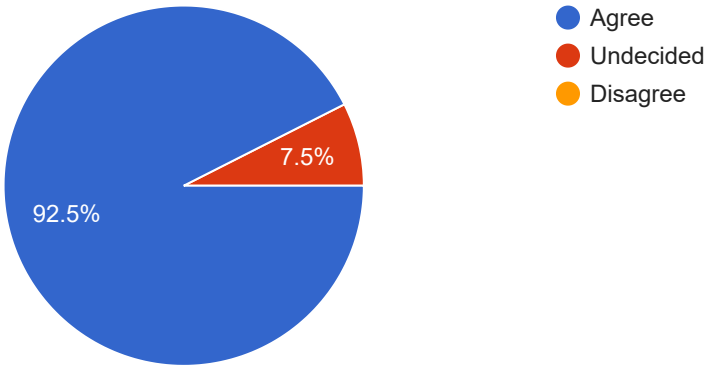
134 responses




9. The teacher educators used a variety of instructional methods to teach the subjects (e.g. group discussions, ppt & videos).

 Copy

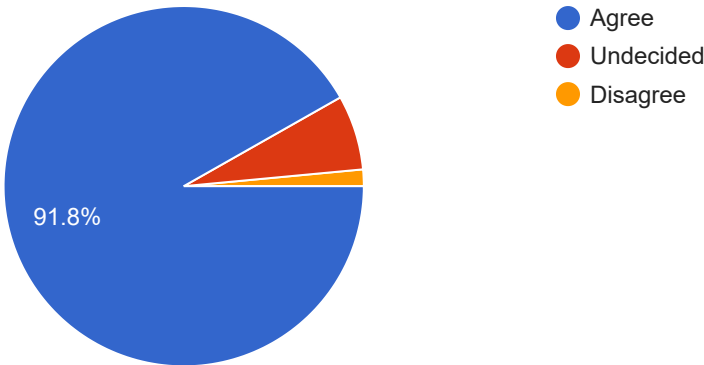
134 responses



10. The teacher educators were able to communicate effectively.

 Copy

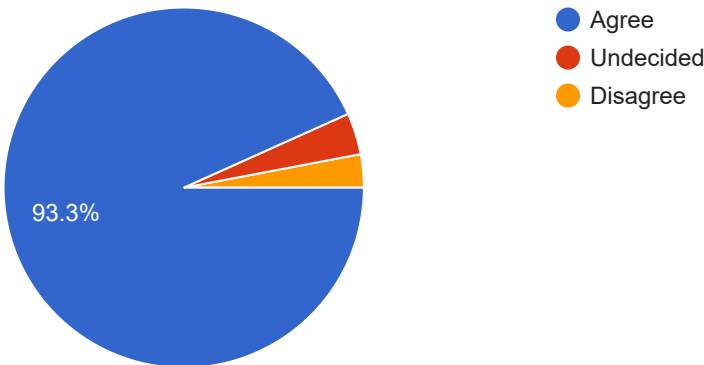
134 responses



11. Teacher educators guided us properly in completing the assignments.

 Copy

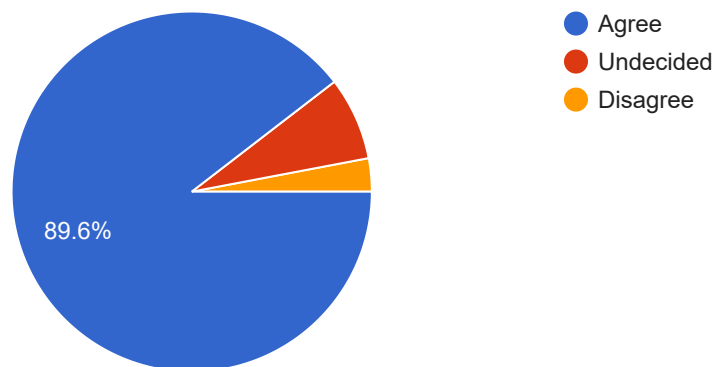
134 responses



12. Information was given to us early about the assessment methods.

 Copy

134 responses

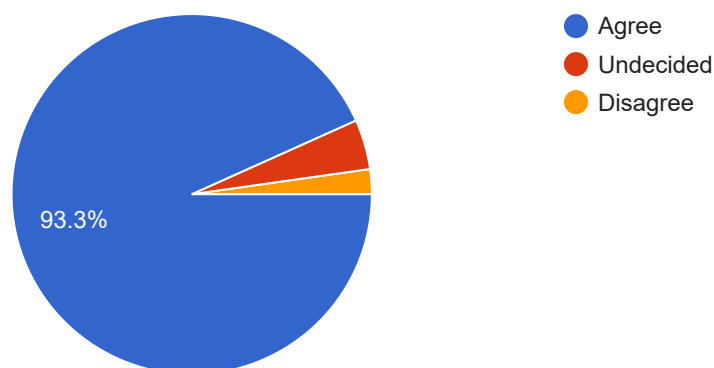


### **Co-curricular activities**

 Copy

13. The various awareness programmes organized in our college facilitated my knowledge about society.

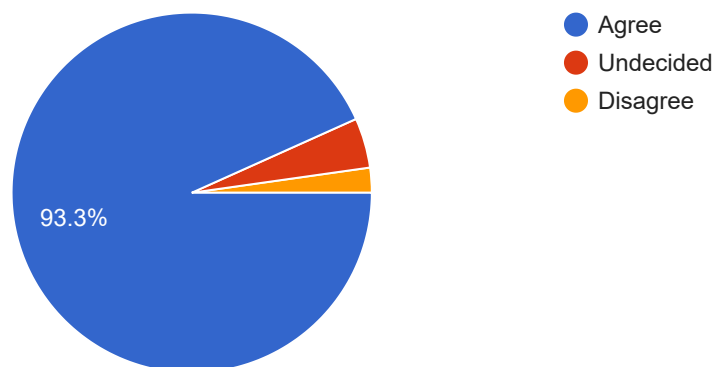
134 responses



14. The morning assembly organized in every Monday gave me a chance to address the peer group.

 Copy

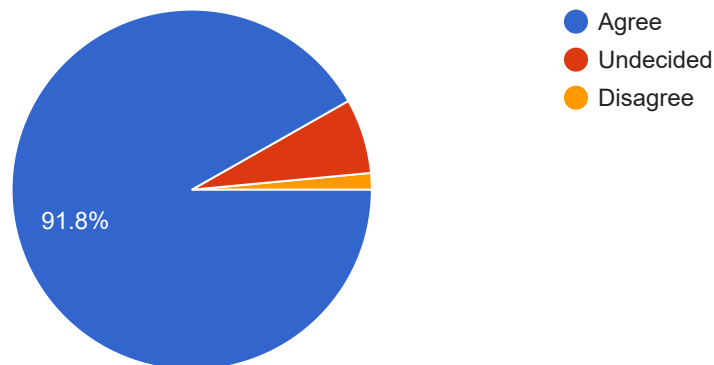
134 responses



15. The educational tour to Kodaikanal / field trip to Thoothukudi / Kudankulam respectively helped me know the various historical heritages of the country.

 Copy

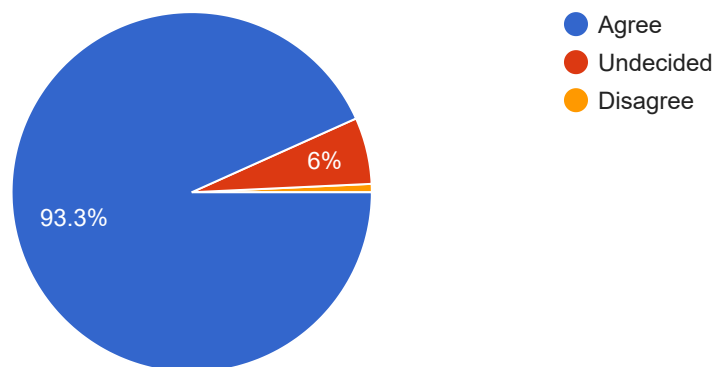
134 responses



16. The intramural cultural and sports competitions helped me identify my innate potential.

 Copy

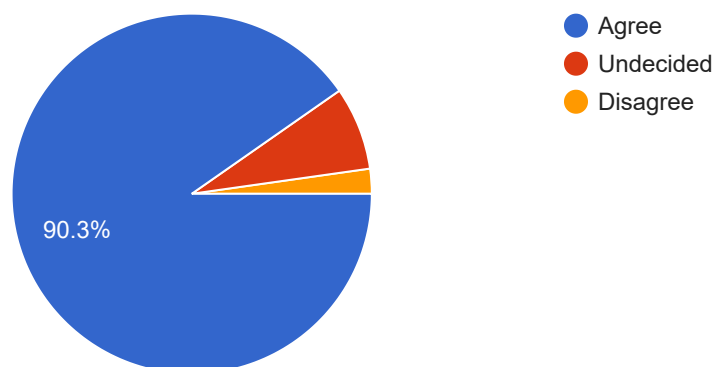
134 responses



17. Tutor-ward system aided to get guidance from the tutor by sharing personal problems.

 Copy

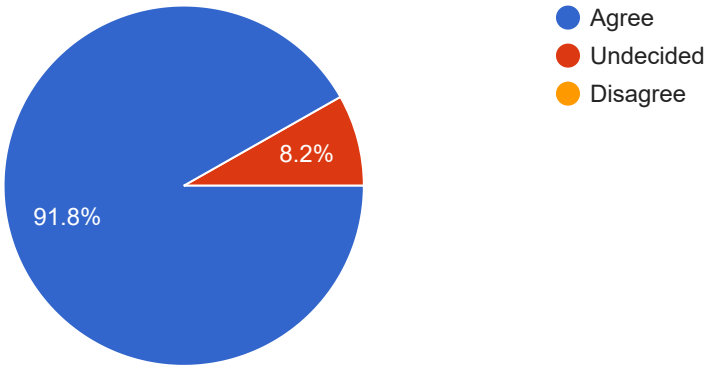
134 responses



18. The co-curricular activities given to me enhanced my all-round personality.

 Copy

134 responses

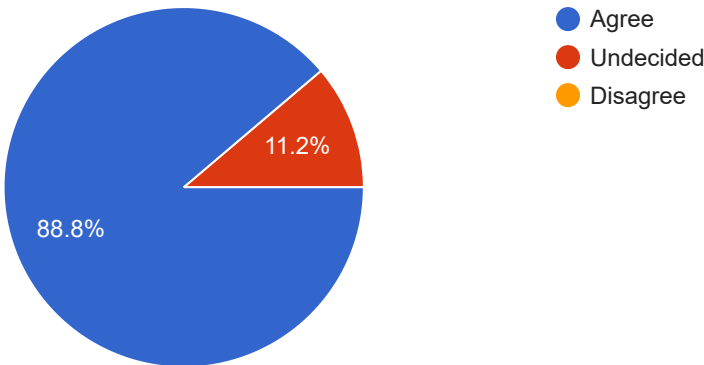


Infrastructure

 Copy

19. The classrooms are spacious and well furnished.

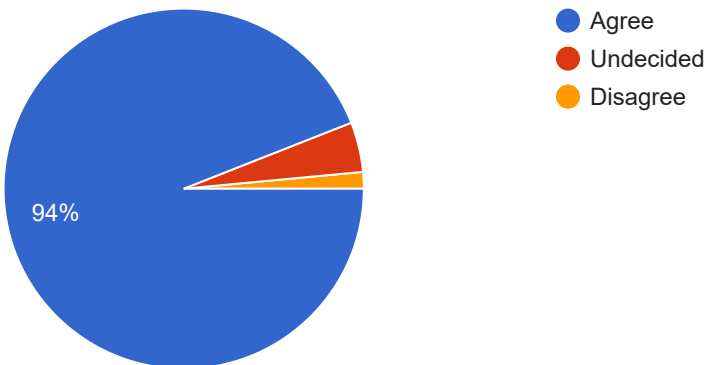
134 responses



20. The library of the college has plenty of books related to curriculum.

 Copy

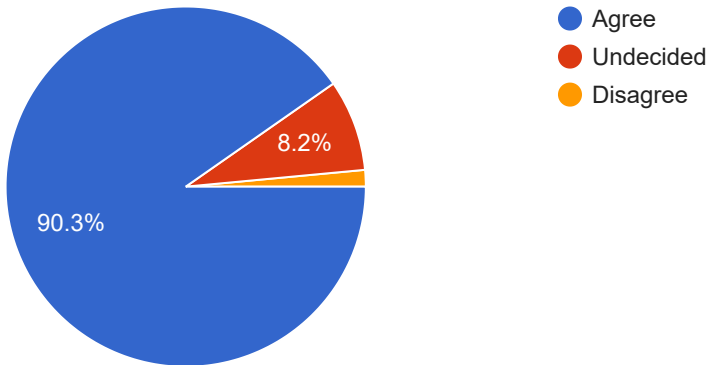
134 responses



21. The Xavier Informatics Centre is useful for e-learning.

 Copy

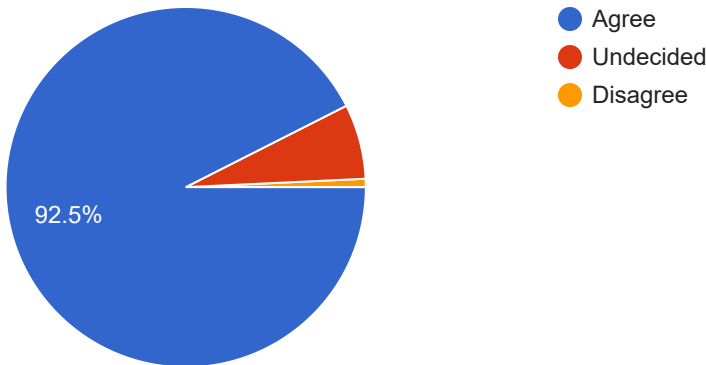
134 responses



22. The drinking water facility is sufficient for all students.

 Copy

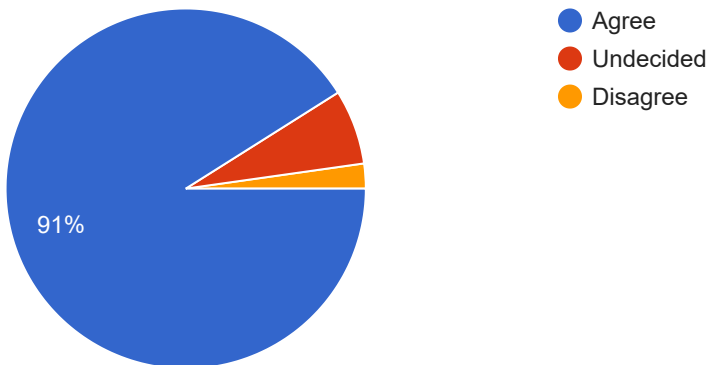
134 responses



23. The rest rooms available for girls and boys are sufficient.

 Copy

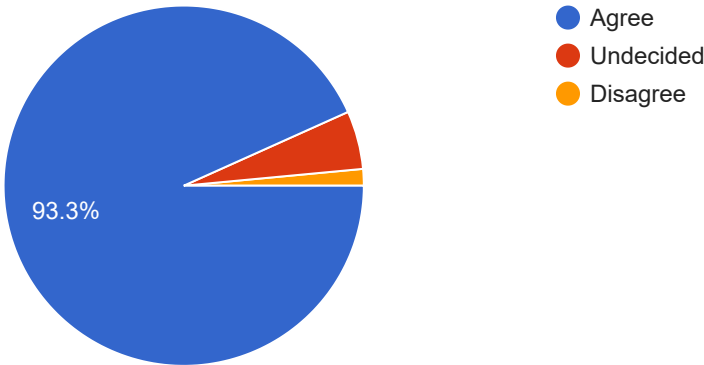
134 responses



24. The learning resource centre is helpful for teaching-learning process.

 Copy

134 responses



This content is neither created nor endorsed by Google. [Report Abuse](#) - [Terms of Service](#) - [Privacy Policy](#)

Google Forms





